

DT125R



DT125R. A dual purpose winner with a proven track record.

Yamaha's philosophy has always been that competition improves the breed. By going racing we can refine the motorcycles that we offer you, our customer. The latest Yamaha DT125R is surely evidence that this philosophy is the right way to go.

Based on our World Championship winning YZ motocross machinery, the DT is a virtual race replica adapted for dual purpose on and off the road. The similarities between the DT125R and our Grand Prix YZ factory bikes are not just cosmetic.


As with our YZ's, the latest DT125R features a 2-stroke crankcase induction motor for instantaneous throttle response. With Yamaha's famous Power Valve System, 28mm flat slide carburettor and Yamaha Energy Induction System, the engine produces a wide spread of power ideal for on and off road situations.

The chassis is closely based on the YZ design. Long travel large diameter front forks combined with Yamaha's world beating Monocross suspension system give one of the best dual purpose set-ups available for precise on road handling and confidence-inspiring off road performance.

And for excellent stopping power we've fitted front and rear disc brakes virtually identical to those used on our factory motocrossers.

Get moving on a race proven winner - the Yamaha DT125R!





Instrument panel

Rider's eye view of the compact instrument panels shows speedometer, tachometer, water temperature gauge and indicator lights. Protected by the tough polypropylene enduro style front number plate, the instruments supply easy to read information at a glance.

Rear suspension




Developed from Yamaha's World Championship racing programme, the Monocross rear suspension features a De Carbon type shock absorber. The extra strong box section swinging arm ensures precise rear wheel tracking even on the harshest terrain.

Fuel tank and radiator

Large capacity dual radiators keep the DT's motor cool even when ridden to the limit. Ten litre tank features a lockable filler cap for extra security, and like the radiators, is mounted low to reduce the centre of gravity and enhance handling.

Engine

The DT's powerplant reveals the machine's close technological ties with our factory racers. The fuel/air mix is fed directly into the crankcase through a TM28SS flat slide carburettor, a set-up giving instant throttle response. Developed from our motocross and road racing programmes, the Yamaha Energy Inductions System (YEIS) improves bottom to mid range torque.





DT125R TECHNICAL SPECIFICATIONS ENGINE

Type 2-stroke, liquid-cooled, crankcase
reed-valve, single cylinder, YPVS
Displacement 124 cc
Bore & stroke 56.4 × 50.0 mm
Compression ratio 6.7 : 1
Max. power (DIN) 16.1 PS (11.8 kW)
@7,500 rpm
Max. torque (DIN) 1.5 kg-m (15.0 Nm)
@7,500 rpm
Lubrication .. Autolube separate lubrication
Carburation Mikuni TM28SS × 1
Ignition Capacitor discharge
Starter system Kick
Fuel tank capacity 10.0ℓ
Oil tank capacity 1.2ℓ
Transmission 6-speed
Final transmission Chain

CHASSIS

Overall length 2,160 mm
Overall width 830 mm
Overall height 1,255 mm
Seat height 885 mm
Wheelbase 1,415 mm
Min. ground clearance 315 mm
Dry weight 109 kg
Front suspension Telescopic forks
Rear suspension Swinging arm
DS (Monocross)
Front brake Single Ø 199 mm disc
Rear brake Single Ø 189 mm disc
Front tyre 2.75-21-4PR
Rear tyre 4.10-18-4PR

*Always wear a helmet, eye protection and protective clothing.
Yamaha encourage you to ride safely and respect fellow riders and
the environment. Specifications and appearance of Yamaha
motorcycles shown here may vary according to requirements and
conditions, and are subject to change without notice. For further
details, please consult your Yamaha dealer.*

Mitsui Machinery Sales (U.K.) Ltd.
Oakcroft Road
CHESSINGTON/SURREY KT9 1SA
Tel: 01-3975111
Tlx: 929929

YAMAHA
YAMAHA MOTOR CO., LTD.
3MC-0107080-89BK