

 **YAMAHA**

DT125R





KEEP YOUR OPTIONS OPEN

Developed from our winning YZ motocross race bikes, the dual-purpose DT125R is one very special 125. Its extra-tough chassis, long-travel suspension and powerful liquid-cooled 2-stroke engine are ready to explore distant off-road trails that are beyond the reach of ordinary road bikes. And with its comfortable upright riding position, wide handlebars and long dual seat, this rugged lightweight has got to be one of the best ways to move around town.





Yamaha is one of the world's leading manufacturers of high-tech off-road machinery, and the dual-purpose DT125R benefits from some of the advanced technology seen on our race-winning YZ motocross bikes.

(1) Equipped with an efficient expansion chamber exhaust as well as our race-developed YPVS (Yamaha Power Valve System) and YEIS (Yamaha Energy Induction System), the reliable 125 cc liquid-cooled 2-stroke engine is tuned to deliver instant response just when you need it.





So whether you're powering up hilly trails, out for a weekend ride with your friends or overtaking rush hour traffic on the way to work, you'll find that the DT125R is always ready to perform!

(2) For smooth handling and easy turning – on the road and in the dirt – this thoroughbred dual purpose bike is equipped with heavy-duty long-travel front forks that soak up the bumps with ease.

(3) And just like our YZ race bikes the DT125R is fitted with the powerful front and rear disc brakes that give you plenty of stopping power in a variety of riding conditions.

(4) Underneath the rugged bodywork you'll find a semi-double cradle frame equipped with long-travel Monocross rear suspension and a box-section swingarm. Developed from our motocrossers, this light and strong chassis design makes for highly agile handling performance around town and out on the trail.

(5) The slimline rear carrier is the convenient way to carry small packages. (6) And the DT125R's lightweight instrumentation includes an easy-to-read speedometer, tachometer, water temperature gauge and range of indicator lights.



DT125R TECHNICAL SPECIFICATION

ENGINE

Type	2-stroke, liquid-cooled, crankcase reed-valve, single cylinder
Displacement	124 cc
Bore and stroke	56 x 50.7 mm
Compression ratio	6.7:1
Max. power	10.4 kW (14.1 HP) @ 7,000 rpm
Max. torque	14.2 Nm (1.45 kg-m) @ 7,000 rpm
Lubrication	Autolube
Carburation	Mikuni TM28SS/1
Clutch type	Wet, multiple-disc
Ignition	CDI
Starter system	Kick
Transmission	Constant mesh, 6-speed
Final transmission	Chain

CHASSIS

Front suspension	Telescopic fork
Front wheel travel	270 mm
Rear suspension	Swinging arm (Link suspension)
Rear wheel travel	260 mm
Front brake	Single disc, Ø 230 mm
Rear brake	Single disc, Ø 220 mm
Front tyre	2.75-21 45P
Rear tyre	4.10-18 59P

DIMENSIONS

Overall length	2,170 mm
Overall width	830 mm
Overall height	1,255 mm
Seat height	885 mm
Wheelbase	1,415 mm
Min. ground clearance	315 mm
Dry weight	116 kg
Fuel tank capacity	10 litres
Oil tank capacity	1.2 litres

Always wear a helmet, eye protection and protective clothing. Yamaha encourage you to ride safely and respect fellow riders and the environment. Specifications and appearance of Yamaha products shown here may vary according to requirements and conditions, and are subject to change without notice. For further details, please consult your Yamaha dealer.

DPBMC (Deep Purplish Blue Metallic C)



YB (Yamaha Black)



DEALER

YAMAHA MOTOR SCANDINAVIA AB

Sweden
08-683 84 00

Norway
64 97 94 00

Denmark
65 95 95 00

www.yamaha-motor-scandinavia.com



YAMAHA MOTOR EUROPE N.V.
<http://yamaha-motor-europe.com>

3MC-0107003-02E

Printed on chlorine-free paper

TOUCHING
YOUR HEART