






YAMAHA DT100

Tough, Smart, Durable

The DT100 packs an astonishing punch from its single-cylinder, 96-cc., 2-stroke engine. Even team bike enthusiasts acknowledge its spirited performance, and a quick glance at its rugged specification reveals the toughest double-cradle frame, smoothly damped front and rear suspension and Yamaha's patented labyrinth-seal drum

brakes.

Add to the specification the smartest paint job on any machine in its class, 10 b.h.p. output and a 5-speed gearbox and the DT100 becomes a way of life for anyone requiring economy and fun on the road or in the country.



Engine

Featuring Yamaha's patented Reed Valve Torque Induction system, the 7-port 2-stroke engine has a cast-iron cylinder sleeve inside the heat-dissipating lightweight aluminium cylinder block.

The DT100 engine has near perfect balance and a smooth power output through its entire speed range.

Autolube

Yamaha's patented oil injection system regulates the supply of clean, fresh oil from the separate oil tank to the moving parts of the engine. The system guarantees long, clean running life, and the DT100 has a reputation for reliability and rugged and safe performance second to none, thanks to the efficient Autolube system.

Transmission

The engine power characteristics require the full 7 friction-plates in the robust clutch. Carefully matched to the smoothness of the engine, the 5-gear ratios give the entire machine an

easy life on the road yet enable the rider to power the superb lightweight over rough trail going from walking pace to the limit of rider's ability.

Frame

Yamaha engineers ride their own machines and they have specified the high-tensile double-cradle steel tube frame for the DT100. Specially strengthened at head stock and engine mounting points, the frame is capable of professional sport and is therefore well able to cope with pleasure riding for which the DT100 is designed.

Suspension

The technical motorcycle journals of the world have acknowledged Yamaha's fine suspension characteristics. The DT100 is no exception, the long-stroke front forks working in combination with the 5-step adjustable rear shocks ensure good handling on the street or roughest dirt track.

SPECIFICATIONS

ENGINE

Type 2-stroke, Torque Induction, Single Displacement 96 cc
Bore & Stroke 52 x 45.6 mm	
Compression ratio 7.2 : 1	
Max. horsepower 10 bhp @ 7,500 rpm	
Max. torque 0.97 kg-m @ 7,000 rpm	
Max. speed range 93 km/h	
Lubrication system Autolube	
Starting system Primary kick starter	
Primary transmission Gear	
Final transmission Chain	
Gearbox 5-speed	
Carburettor VM22SS (x1)	
Clutch Multi plate, wet	
Battery 6 V, 4 AH	
Ignition type Magneto, CB/Coil	

DIMENSIONS

Overall length 1,960 mm
Overall width 860 mm
Overall height 1,070 mm
Seat height 795 mm
Wheelbase 1,305 mm
Weight (net) 94 kg
Fuel tank capacity 7 lit.
Oil tank capacity 1.2 lit.
Tires front 2.75-19-4PR
rear 3.00-18-4PR
Brakes front Drum
rear Drum

* Specifications subject to change without notice.



YAMAHA, It's a way of life



YAMAHA MOTOR N. V.

Postbus 7829 PROF. E. M. Meyerslaan 3
Amstelveen (Amsterdam), Holland

SINCE 1887

LIT-3MC-0107017-77/51.10x43 Printed in Japan