

YAMAHA DT100




Dual-Purpose perfection: Yamaha DT100

With the smooth sophistication of the freeway cruiser and a punch reminiscent of a lightweight moto-crosser, the DT100 whisks you into the exciting world of the dual-purpose motorcycle.

The DT100 is designed to do both its jobs to perfection. With its snappy little 100cc engine and five-speed transmission, it tackles rough going with the confidence of a competition machine. Heavy-duty forks, a tough, race-developed frame, and a high-level sports exhaust underline its purposeful approach to the rough, while full instrumentation, indicators, comfortable dual seat, smooth carburation, and a low-maintenance design make it the perfectly mannered street machine.

For work, for the open road, or for the adventure of trail riding, the DT100 is the perfect introduction to motorcycling, while experienced riders will delight in its versatility.



Enduro 100 SPECIFICATIONS

ENGINE
 Type 2-stroke, Torque Induction, Single
 Displacement 96 cm³
 Bore & Stroke 52.0 × 45.6 mm
 Compression ratio 7.2 : 1
 Max. horsepower 7.4 KW (10.0 HP) @7,500 rev/min.
 Max. torque 9.5 Nm (0.97 kg-m) @7,000 rev/min.
 Lubrication system Autolube
 Starting system Primary kick starter
 Primary transmission Gear
 Final transmission Chain
 Gearbox 5-speed
 Carburettor VM22SS
 Clutch Multi-plate, Wet
 Battery 6V, 4AH

Charging system Flywheel magneto
 Ignition type Magneto, CB/Coil


DIMENSIONS

Overall length 1,960 mm
 Overall width 860 mm
 Overall height 1,070 mm
 Wheelbase 1,305 mm
 Min. Ground clearance 240 mm
 Seat height 795 mm
 Front fork travel 145 mm
 Rear wheel travel 115 mm
 Weight (net) 94 kg
 Fuel tank capacity 7.0 lit.
 Oil tank capacity 1.2 lit.
 Tires front 2.75-19-4PR
 rear 3.00-18-4PR
 Brakes front Drum
 rear Drum

**Specifications subject to change without notice.*

Induction

Smooth carburation for street use and low-speed drive for the trail is ensured by Yamaha's Torque Induction system. Flat steel reeds located in the induction tract open in response to reduced crankcase pressure (on the induction stroke) and deliver precisely the correct measure of fuel, whatever the engine speed.



Cylinder


The DT100 shares the engineering features that give the bigger machines in the range their world-class performance. A seven-port barrel with deep cooling fins finished in matt black give not only rapid acceleration but the style of a racer.

Transmission

A five-speed gearbox extracts optimum performance from the power unit and a strong multiplate clutch absorbs whatever abuse the terrain may have in store.

Lubrication

Yamaha's Autolube system—a pump which delivers oil from a separate tank under pressure to the crankcase—is controlled by the throttle to ensure that the moving parts receive exactly the required lubrication at any given engine speed.



YAMAHA MOTOR N.V.

Postbus 7829 PROF. E.M. Meyerslaan 3
 Amstelveen (Amsterdam), Holland

LIT-3MC-0107328-80E 54.9 × 25.5 (イギリス向) Printed in Japan