

New from Honda!

*In today's world you need something a little different.*



*Take a trip....*



*Go bush!*



*Electric start*

*Not expensive ...  
why buy a used bike?*

*You've never  
seen anything  
like it before!*




*Low, Low Seat Height*

*It's everybike  
for everybody!*



*For the city....*



*For the trails....*

**HONDA**  
*Come ride with us.*



New from Honda!

# SL230



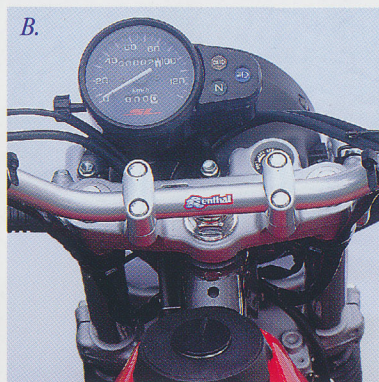
A.

C. 21" front wheel has aluminium rims, semi knobby tyres and easy stopping 240mm hydraulic twin piston calliper disc brake.

D. 18" rear wheel is also aluminium, with semi knobby tyres and 220mm hydraulic single piston calliper disc brake.

E. The stylish muffler is made from durable stainless steel. The two-tone seat provides comfortable two-up travel.


F. The motor has Honda dependability through and through. It's a 223 cc four stroke with simple push button electric start. The motor is protected in the rough stuff by a sturdy bash plate.




B.

A. 10 litre tank offers long distances before refills, is stylish, and features Enduro style 'seat over tank' design.


B. Instrumentation is easy to read and features trip meter, indicator, neutral and high beam warning lights. Note the trials type Renthal bridgeless aluminium bars.



C.



D.



**HONDA**  
Come ride with us.

Honda Australia Motorcycle and Power Equipment  
[ACN 006 662 862.] trading as Honda MPE.

HB219/RWA/10/10.97



Honda Riders Club of Australia. Make the most of your Honda experience by joining the HRCA. Meet fellow riders, enjoy discounts, ride days and regular news updates with the quarterly - "Red Rider" newsletter.



H.A.R.T. If you would like to improve your riding skills, Honda offer world class tuition at their Honda Australia Rider Training facilities located in the Melbourne suburbs of Kilsyth and Tullamarine. Phone 03 9335 2766

## In today's world you need something a little different.

In the early 1970's Honda introduced a whole generation to motorcycles with its 'SL' series.

With a blend of serious reliability, ease of use and go-anywhere good looks, the SL's won tens of thousands of fans worldwide.

Now on the eve of the 21st Century, the spirit of the original SLs has returned -- in the new-from-the-ground-up SL230.

The SL230 is unique, with modern technology applied to the successful formula established by the SL ....city chic and country smart with a touch of trials, a touch of trail and a big dose of downtown-style.

With sleek looks, understated graphics, a super-low two-tone seat, push-button electric start and unique design it's built for stylish urban utility.

With all of the benefits of an offroad style motorcycle -- light weight, supreme manoeuvrability, all-day ergonomics and go anywhere abilities -- the SL230 is also more than at home on the dirt.

And don't worry if you want to take a friend along for the ride. The SL230 has a broad comfortable seat and real pillion accommodations with frame-mounted pillion pegs and comfortable grab rail.

Whether you're a beginner, a returning rider or a fan of intermediate capacity motorcycling, just as you'd expect from Honda, whether cruising your favourite boulevard, or heading to that special getaway, the trendsetting SL230's got the features you need:

- Strong, reliable, easy electric start, 223cc, four-stroke powerplant
- Lightweight, yet rigid Mono backbone diamond frame
- Long-travel suspension
- Powerful, predictable front and rear disc brakes
- Large street-style headlamp
- Low rise Renthal bridgeless trials-style handlebars
- Comprehensive, easy-to-read instrumentation.

In today's world you need something a little different... the Honda SL230 is it!

## SPECIFICATION

## SL230

Engine:	223cm <sup>3</sup> Air-cooled overhead cam four stroke single
Bore x Stroke:	65.5 x 66.2 mm
Compression ratio:	9.0:1
Carburettor:	VE3A
Max. Power Output:	20PS @ 7,500 rpm
Max. Torque :	2.1 kgm @ 6,000 rpm
Ignition:	CDI battery type
Starter:	Electric only
Transmission:	6 speed
Final Drive:	520 chain
Dimensions [LxWxH]:	2070 x 825 x 1135 mm
Wheelbase:	1350 mm
Seat height:	810 mm
Ground Clearance:	260 mm
Fuel capacity:	10 litres
Tyres - front:	2.75 - 21 45P
- rear:	120/80 - 18 62P [ tubeless]
Suspension - front:	35mm telescopic fork
- rear:	Pro-Link Aluminium swingarm
Brakes - front:	240mm single hydraulic disc / twin piston calliper
- rear:	220 mm single hydraulic disc/single piston calliper
Dry weight:	105 kg.

\*Specifications and features subject to change without notice\*