

















**Kawasaki**

Let the good times roll.

M O T O R C Y C L E   R A N G E   1 9 9 6

## CONTENTS:

|  | Page |
|--|------|
|  Supersports                      | 3    |
|  2-Year Deal <i>special offer</i> | 7    |
|  Sports Touring                   | 9    |
|  Sports                           | 12   |
|  Zephyr Series                    | 15   |
|  K-CARE Insurance                 | 18   |
|  K-CARE Finance                   | 18   |
|  Stop Press GPZ900R               | 18   |
|  Custom                           | 19   |
|  Accessory brochure               | 25   |
|  Touring                         | 26   |
|  Dual Purpose                   | 28   |
|  Learner Legal                  | 32   |
|  Specifications                 | 34   |

As a Full Member of this nationwide club organised by Kawasaki, you enjoy all the benefits of a UK breakdown and rescue service, provided by *Europ Assistance*.

Should your journey be terminated for reasons including punctures, running out of petrol or vandalism - then all you have to do is 'phone the special number, whatever the time of day, or night. You will receive assistance with nothing more to pay, other than any non-warrantable parts fitted (or petrol supplied). Cover is provided from your doorstep or at the roadside. When required, machine recovery will be made to an authorised Kawasaki dealer wherever possible - or to your home, or to your original destination. It's your choice.

T · H · E  
  
**Kawasaki**

*riders club*

Other services available include paying for your journey home if your machine is stolen when you're more than 30 miles from home and legal advice over the telephone.

A bi-monthly magazine keeps all members informed of latest news and events that the

Club organises. These are typically: fun-runs, ride-aways, track days and social events such as get-togethers at the TT, BMF Rally, Northwest 200 and the British World Superbike Round. Regional organisers have now also been appointed to provide Club activities in your local area.

Social membership is also available (at lower cost), allowing all the advantages of Full Membership, with the exception of the breakdown/rescue service. Call (01652) 680060 for more details.

## FREE! 12 MONTHS FULL MEMBERSHIP

Buy a new Kawasaki road bike from an authorised UK Kawasaki dealership before 31st December 1995 and get a year's free full membership - worth £50.



**Kawasaki**

2-year unlimited mileage warranty covers street-legal motorcycles designated 250cc and above.

### ALWAYS...

Ride responsibly within the Law and with respect for other road users. Improve your skills with training whether expert or novice. Ride within the limits of your skills, your experience and your machine. Wear an approved helmet and correct protective clothing. Adhere to the instructions and maintenance schedule in your Owners Manual. Never drink and ride. Remember you are an ambassador for motorcycling, and act accordingly.

### UNLEADED PETROL

Protect the environment - use unleaded petrol. Every Kawasaki road motorcycle built since 1973 has been designed to operate on unleaded petrol (such as is available in the UK - BS2070 Premium or above), and no adjustments of any kind are required.

### IMPORTANT

Whilst every care has been taken in the compilation of this publication, neither Kawasaki Motors (UK) Ltd nor their Agents can accept responsibility for errors or omissions contained therein.

The product specifications detailed here are only intended to give a fair description of the motorcycles, and may not apply to every machine supplied for sale. Kawasaki Motors (UK) Ltd reserve the right to alter specifications without prior notice.

Produced by the Kawasaki Information Service, 7 Linford Forum, Rockingham Drive, Linford Wood, Milton Keynes MK14 6JY, and published by MACC on behalf of Kawasaki Motors (UK) Ltd, No.1 Dukes Meadow, Millboard Road, Bourne End, Bucks SL8 5XF



# NINJA™ ZX-9R

Raw power civilised by Twin Ram Air induction and harnessed by an ultra-rigid all aluminium frame. It's THE sports bike for those who want to ride hard and long, not dreamers.

- Fully adjustable, 41mm dia. upside-down front forks.



Lime Green / Pearl Adams White



Ebony / Incecracker Red



Metallic Blue Water / Candy Sengod Orange

- Superbike racing derived chassis with pressed- and cast-aluminium perimeter frame.
- Now with pillion grab rails and 6-piston calipers for front discs.
- Ride-height adjustable rear suspension has variable preload plus compression and rebound damping adjustment.

## MODEL: ZX900-B3

|             |  |
|-------------|--|
| Engine Type | 899cc, U/C, 4-cylinder, 16-valve, DOHC |
| Seat Height | 800mm                                  |
| Wheelbase   | 1440mm                                 |
| Dry Weight  | 215kg                                  |
| Fuel Tank   | 20 litres                              |
| Front Tyre  | 120/70ZR17                             |
| Rear Tyre   | 180/55ZR17                             |

S  
U  
P  
E  
R  
S  
P  
O  
R  
T  
S



# NINJA™ ZX-7RR

Track-orientated, but street-legal, machine that will be the basis of Kawasaki's Superbike racers worldwide. A mean Muzzy machine, with a heritage that includes a World Superbike Championship, the manufacturer's award in three World Endurance championships, plus three

Daytona wins and a Suzuka 8 Hour victory!

- *Variable geometry steering head: eccentric bearing race holder allows rake/trail to be altered according to individual preference.*
- *Swing arm pivot shaft is retained by eccentric mounting plate that allows its height to be altered.*
- *Heavier flywheels for improved traction out of corners.*

- *Keihin 41mm flat slide carburetors with accelerator pump and enriching circuit.*
- *Close ratio transmission.*
- *Front forks have longer travel and more adjustability.*
- *Up-rated rear shock also has 18 rebound, 20 compression damping settings.*
- *Nissin race-orientated 6-piston calipers for front disc brakes.*

**MODEL: ZX750-N1 (Provisional)**

|             |  |
|-------------|--|
| Engine Type | 748cc, 1/C, 4-cylinder, 16-valve, DOHC |
| Seat Height | 790mm                                  |
| Wheelbase   | 1420mm                                 |
| Dry Weight  | 200kg                                  |
| Fuel Tank   | 18 litres                              |
| Front Tyre  | 120/70ZR17                             |
| Rear Tyre   | 190/50ZR17                             |



Lime Green



*Lime Green*



## NINJA™ ZX-7R

Looking for a racer-replica as your street bike? This is as close as you want to get - enjoy Superbike style handling, power and braking, but avoid the discomfort.

Based on the previous ZXR750, but with every aspect updated, from engine through chassis to styling.

**MODEL: ZX750-P1 (Provisional)**

|             |  |
|-------------|--|
| Engine Type | 748cc, L/C, 4-cylinder, 16-valve, DOHC |
| Seat Height | 790mm                                  |
| Wheelbase   | 1435mm                                 |
| Dry Weight  | 203kg                                  |
| Fuel Tank   | 18 litres                              |
| Front Tyre  | 120/70ZR17                             |
| Rear Tyre   | 190/50ZR17                             |



**NEW  
FOR 96**

- New shorter stroke engine is boosted by Twin Ram Air induction and improved exhaust system to increase mid-range power.
- Latest pressed aluminium frame is even more rigid, uses engine as stressed member.
- New 43mm upside-down forks: front and rear suspension fully adjustable.
- 6-piston front brake calipers. Rear tyre is widest/lowest currently available!

*Firecracker Red  
Non UK models shown*

S  
U  
P  
E  
R  
S  
P  
O  
R  
T  
S





**NINJA™ ZX-6R**

What's it got to prove? This is the King of the 600 Class, outperforming all rivals. A bold statement perhaps, but that's what owners and the Press tell us.

- Compact, slim-line, short stroke engine gives class-leading power.
- Twin Ram Air Induction boosts performance and gives immediate throttle response.

- Quick-handling, lightweight, aluminium perimeter frame.
- 41mm dia. fully adjustable cartridge forks.

MODEL: ZX600-F2

|             |  |            |            |
|-------------|--|------------|------------|
| Engine Type | 599cc, I/C, 4-cylinder, 16-valve, DOHC | Dry Weight | 182kg      |
| Seat Height | 810mm                                  | Fuel Tank  | 18 litres  |
| Wheelbase   | 1415mm                                 | Front Tyre | 120/60ZR17 |
|             |  | Rear Tyre  | 160/60ZR17 |



Candy Persimmon Red / Metallic Violet Royal



Ebony / Metallic Greystone



Lime Green / Pearl Alpine White





# EXCLUSIVE OFFER!

Buy your new Kawasaki motorcycle with a K-CARE Finance loan between 27 September and 31 December 1995 and you can enjoy:

**Kawasaki**



**K-CARES**

## TWO YEAR DEAL

2-YEAR (or even 3-year!) COMPREHENSIVE INSURANCE.

With these UNIQUE policies, you can MAKE BIG SAVINGS and include the FULL COST OF INSURANCE OVER THE

ENTIRE FINANCE AGREEMENT PERIOD within the total amount financed. Avoid unexpected second (or third!) year premium increases too!\*

Ask for a 2- or 3-year comprehensive K-CARE Insurance quote NGW - just call (0345) 515516 - all calls charged at local rates.

\* Note: Restricted to Comprehensive cover only and to those with at least 3 years riding experience with a maximum of 2 claims in the past 5 years. With such a policy, up to 2 claims in 2 years, or 3 claims in 3 years, will not prejudice the premium.

**Kawasaki**



**K-CARE INSURANCE**

## 2-YEAR BREAKDOWN & RESCUE SERVICE

As an extra bonus, take advantage of TWO YEARS UK BREAKDOWN AND RESCUE SERVICE via free membership of the Kawasaki Riders Club. Help is just a 'phone call away, even if you've simply run out of petrol. Gain all the other benefits of Club membership too.

## 2-YEAR MANUFACTURER'S WARRANTY

Enjoy peace-of-mind motorcycling from 2-years, unlimited mileage, warranty on all machines designated 250cc and above.



### TYPICAL EXAMPLE:

| K-CARE PERSONAL LOAN                 | FINANCE OVER     |           |           |
|--------------------------------------|------------------|-----------|-----------|
|                                      | 1 YEAR           | 2 YEARS   | 3 YEARS   |
| KAWASAKI NINJA™ ZX-6R                | INSURANCE PERIOD |           |           |
| INSURANCE PREMIUM (typical premium*) | £260.75          | £572.42   | £599.25   |
| ON THE ROAD PRICE                    | £7,125.00        | £7,125.00 | £7,125.00 |
| TOTAL CASH PRICE                     | £7,385.75        | £7,697.42 | £7,724.25 |
| DEPOSIT (20%)                        | £1,477.15        | £1,477.15 | £1,477.15 |
| TOTAL AMOUNT PAYABLE**               | £8,183.35        | £8,302.64 | £8,419.00 |
| APR 16.5% flat rate†                 | 15.3%            | 13.5%     | 13.0%     |
| NO. OF MONTHLY PAYMENTS              | 24               | 24        | 36        |
| AMOUNT OF MONTHLY PAYMENTS           | £378.20          | £382.42   | £294.26   |

\* Based on 28-year old ZX-6R owner in an area 1 district, such as Norwich.

\*\* Includes £30 acceptance fee payable with first payment.

Written finance quotations available on request. 2-year K-CARE insurance is only available for the purchase of a new Kawasaki motorcycle bought from an authorised Kawasaki dealer through K-CARE Finance. For insurance, riders must have a minimum of 3 years insurance and no more than 2 claims in the past 5 years. Finance and insurance are subject to status.

All prices and interest rates quoted in the above example were correct at time of printing, but are liable to change.

T W O Y E A R D E A L



## ZXR400

More compact than a 750, much lighter and therefore even more flickable, is this the ultimate choice for the back-roads scratcher? Who cares if its 'only' a 400 when Kawasaki build it this quick?

- Smooth, free-revving 4-cylinder engine.

- Works-racer style aluminium perimeter frame.

- Top value in sports-bike performance?



*Lime Green / Pearl Alpine White*

- 41mm dia. upside-down front forks with ride height adjustment.

- Low seat height, short wheelbase and low centre of gravity aid handling.

### MODEL: ZX400-15

|             |  |
|-------------|--|
| Engine Type | 398cc, L/C, 4-cylinder, 16-valve, DOHC |
| Seat Height | 760mm                                  |
| Wheelbase   | 1385mm                                 |
| Dry Weight  | 159kg                                  |
| Fuel Tank   | 16 litres                              |
| Front Tyre  | 120/60V17                              |
| Rear Tyre   | 160/60V17                              |



*Ebony / Metallic Eventide*



# ZZ-R1100


Impressive? You bet. No one rides a ZZ-R1100 without being impressed by that engine, every time they ride. The rest of the machine is just as good, but the engine dominates. Ride one, and you know it's the best.

- Designed for comfort, one- or two-up.

- Seamless delivery of typical Kawasaki power via Twin Ram Air Induction.

- Aluminium perimeter style frame with adjustable 43mm dia. front forks.

- High quality finish and level of equipment, including digital clock.



Candy Cardinal Red



Luminous Windsor Green

## MODEL: ZX1100-D4

|             |   |
|-------------|---|
| Engine Type | 1052cc, L/C, 4-cylinder, 16-valve, DOHC |
| Seat Height | 780mm                                   |
| Wheelbase   | 1500mm                                  |
| Dry Weight  | 233kg                                   |
| Fuel Tank   | 24 litres                               |
| Front Tyre  | 120/70ZR17                              |
| Rear Tyre   | 180/55ZR17                              |

S  
P  
O  
R  
T  
S  
  
T  
O  
U  
R  
I  
N  
G





# GPZ1100

The top-value, easy-handling, sports tourer with mile-eating torque and more power than you'll ever need, is now available with the option of an *Anti-lock Braking System*.

- *ABS braking system for extra peace-of-mind riding.*



*Luminous Peacock Blue (E1)*



*Candy Persimmon Red (E1) and (E2)*

- *ZZ-R1100-based powerplant, tuned for extra mid-range torque.*
- *Excellent weather protection and comfortable riding position.*
- *Pannier cases available as Genuine Kawasaki Accessories.*

**MODEL: ZX1100-F1 (ABS)  
& E-SERIES (non ABS)**

|             |   |
|-------------|---|
| Engine Type | 1052cc, L/C, 4-cylinder, 16-valve, DOHC |
| Seat Height | 790mm                                   |
| Wheelbase   | 1510mm                                  |
| Dry Weight  | F1 - 252kg,<br>E-Series - 242kg         |
| Fuel Tank   | 22 litres                               |
| Front Tyre  | 120/70ZR17                              |
| Rear Tyre   | 170/60ZR17                              |

**NEW  
FOR 96**

*Pearl Greenish Black (F1) and (E2)*



## GPZ1100 ABS

Also available in standard form without ABS. (E-Series)





## ZZ-R600

As quick as some 750s, supple suspension and a race track developed chassis, this is a sports bike with the practicality of a tourer. Turn off the motorway if you REALLY want to enjoy it.

● Proven Twin Ram Air Induction boosts performance and gives smooth, seamless delivery.

● Superbike racing developed perimeter frame uses pressed sheet aluminium welded to lightweight aluminium castings.

● Excellent weather protection and high quality finish.

● Variable rebound damping and spring preload for front forks.

*Metallic Eventide*



### MODEL: ZX600-E4

|             |  |
|-------------|--|
| Engine Type | 599cc, L/C, 4-cylinder, 16-valve, DOHC |
| Seat Height | 780mm                                  |
| Wheelbase   | 1430mm                                 |
| Dry Weight  | 195kg                                  |
| Fuel Tank   | 18 litres                              |
| Front Tyre  | 120/60ZR17                             |
| Rear Tyre   | 160/60ZR17                             |



*Candy Wine Red*

S  
P  
O  
R  
T  
S  
  
T  
O  
U  
R  
I  
N  
G





## GPX600R

Top value performance middleweight, with an engine that enjoys an enviable reputation for reliability and power, being the fore-runner to the ZZ-R600. It's quick, light, has sharp handling and it's affordable - what more can you ask?

- *FAST (Featherweight Aluminium and Steel Technology) frame is rigid and light.*
- *Well-proven 16-valve, liquid cooled, 4-cylinder engine.*
- *16in. wheels for nimble handling.*
- *Bottom-link Uni-Trak rear suspension.*
- *Modern instrument panel includes fuel gauge.*
- *User-friendly items include centre stand, pillion grab rail and bungee hooks.*
- *Balanced Actuation Calipers for front discs give excellent braking 'feel'.*
- *Sleek fairing with sharp styling gives good wind protection.*
- *Excellent value for money.*

### MODEL: ZX600-C7

|             |  |
|-------------|--|
| Engine Type | 392cc, U/C, 4-cylinder, 16-valve, DOHC |
| Seat Height | 755mm                                  |
| Wheelbase   | 1425mm                                 |
| Dry Weight  | 180kg                                  |
| Fuel Tank   | 18 litres                              |
| Front Tyre  | 110/80V16                              |
| Rear Tyre   | 130/90V16                              |

*Firecracker Red / Metallic Canyon Silver*





## GPZ500S

Its engine is powerful, smooth running and renowned for its reliability - just like a typical Kawasaki 'four', but actually it's a 4-stroke twin. True sports performance plus civilised street behaviour, makes it an ideal weekday commuter, weekend scratcher.

- *Liquid cooled, 8-valve engine has balance shaft and partial rubber mounting to dampen vibration.*
- *Comfortable riding position.*
- *Low on weight, high on fun.*
- *Keen price and modest running costs makes for a great all-rounder.*

*Ebony*



### MODEL: EX500-D3

|             |  |
|-------------|--|
| Engine Type | 498cc, L/C, twin cylinder, 8-valve, DOHC |
| Seat Height | 775mm                                    |
| Wheelbase   | 1435mm                                   |
| Dry Weight  | 176kg                                    |
| Fuel Tank   | 18 litres                                |
| Front Tyre  | 110/70-17                                |
| Rear Tyre   | 130/70-17                                |



*Candy Wine Red*



## GPz305



*Metallic Nocturne Blue*

Motorcycling's biggest bargain? A lightweight machine that handles and has a surprising level of performance to make it a practical all-rounder that adds up to very affordable fun.

- *Free-revving air-cooled twin cylinder 4-stroke engine.*
- *Toothed belt final drive is long lasting, requires a minimum of maintenance and gives very smooth transmission.*

### MODEL: EX305-B10

|             |  |
|-------------|--|
| Engine Type | 306cc, A/C, twin cylinder, 4-valve, SOHC |
| Seat Height | 770mm                                    |
| Wheelbase   | 1355mm                                   |
| Dry Weight  | 147kg                                    |
| Fuel Tank   | 17 litres                                |
| Front Tyre  | 90/90S18                                 |
| Rear Tyre   | 110/80S18                                |

## GPX250R



*Ebony*

In a class often associated with frenetic 2-stroke twins, the GPX250 offers something different: 4-stroke power and the sophisticated feel of a 'big Kawasaki'.

- *Well proven liquid cooled, twin cylinder engine with 4-valves per cylinder.*
- *Diamond style frame with box section swing arm and 16in wheels for quick handling.*
- *High quality finish.*

### MODEL: EX250-F9


|             |  |
|-------------|--|
| Engine Type | 248cc, L/C, twin cylinder, 8-valve, DOHC |
| Seat Height | 745mm                                    |
| Wheelbase   | 1400mm                                   |
| Dry Weight  | 138kg                                    |
| Fuel Tank   | 18 litres                                |
| Front Tyre  | 100/80-16                                |
| Rear Tyre   | 130/80-16                                |



# ZEPHYR 1100

If you were riding in the mid '70s, you'll remember the impact Kawasaki's Z1 made. Good looks and big torque engines never really went out of style - especially when updated for the '90s. Time to treat yourself.

- *'Classic' styling now enhanced with a return to wire-spoked wheels.*
- *Air-cooled four cylinder engine has plenty of power, easy to maintain.*
- *Rear shock absorbers have piggy-back style reservoirs and feature preload, compression and damping adjustment.*
- *User-friendly engine, comfortable riding position and first class handling create a fun, practical mount.*



*Pearl Cosmic Grey*



*Luminous Vintage Red*

## MODEL: ZR1100-B1

|             |  |
|-------------|--|
| Engine Type | 1062cc, A/C, 4-cylinder, 8-valve, DOHC |
| Seat Height | 795mm                                  |
| Wheelbase   | 1500mm                                 |
| Dry Weight  | 252kg                                  |
| Fuel Tank   | 19 litres                              |
| Front Tyre  | 120/70-18                              |
| Rear Tyre   | 160/70-17                              |

Z  
E  
P  
H  
Y  
R  
  
S  
E  
R  
I  
E  
S





## ZEPHYR 750

With the new/old Z1-style tank graphics and return to spoked wheels, this will have the lapsed-bikers reaching for their cheque books. But there's nothing old fashioned about the performance. Bikes like this are always fun, whatever your age.

- *Enhanced 'Classic' Kawasaki styling.*
- *Double cradle steel frame with box section alloy swing arm, and large 41mm dia. tele forks deliver good handling.*

- *Air cooled engine is easy to maintain, tuned for mid-range.*
- *Semi-floating disc brakes with twin-piston callipers.*



*Ebony / Metallic Greystone*



*Luminous Chestnut Brown / Luminous Tangerine Orange*

### MODEL: ZR750-D1

|             |                                       |
|-------------|---------------------------------------|
| Engine Type | 738cc, A/C, 4-cylinder, 8-valve, DOHC |
| Seat Height | 800mm                                 |
| Wheelbase   | 1455mm                                |
| Dry Weight  | 212kg                                 |
| Fuel Tank   | 17 litres                             |
| Front Tyre  | 120/70-17                             |
| Rear Tyre   | 150/70-17                             |



## ZEPHYR 550

All the fun - and style - of the larger Zephyrs, but at lower cost - and lower seat height. K-CARE Insurance favours the Zephyr series anyway, but especially the 550.

- Cast alloy wheels with wide section, low profile tyres.
- Well proven four cylinder air cooled engine.
- Remote-reservoir 'piggy back' shock absorbers with preload and rebound damping adjustment.

- Easy handling, good braking, responsive engine and 'naked' styling makes it appeal to modern riders who dislike fully-faired machines.

Luminous Vintage Red



### MODEL: ZR550-B6

|             |                                       |
|-------------|---------------------------------------|
| Engine Type | 553cc, A/C, 4-cylinder, 8-valve, DOHC |
| Seat Height | 770mm                                 |
| Wheelbase   | 1435mm                                |
| Dry Weight  | 179kg                                 |
| Fuel Tank   | 15 litres                             |
| Front Tyre  | 110/80H17                             |
| Rear Tyre   | 140/70H18                             |



Pearl Purplish Black Mica

Z  
E  
P  
H  
Y  
R  
  
S  
E  
R  
I  
E  
S



**Kawasaki****K-CARE  
INSURANCE**

- **VERY COMPETITIVE PREMIUMS**  
Based on model type, not engine displacement.
- **FULL RANGE OF COVER**  
Comprehensive, Third Party Fire & Theft or Third Party only, available to ALL over 16 years of age.
- **MANY DISCOUNTS AVAILABLE**  
Voluntary excess • Advanced riders • Female riders • Garaged machines • Kawasaki Riders Club members • Security device • Loyalty • Renewals • Introductory • Datatag • No claims.
- **COURIER RIDERS**  
Special rates for courier riders.
- **NORTHERN IRELAND**  
Comprehensive cover (only) is available in Northern Ireland.
- **UNDERWRITTEN BY NORWICH UNION**  
Your local authorised Kawasaki dealer can give you a quote, or alternatively call registered insurance brokers Lowndes Lambert on 0345 315516 (all calls at local rate).


**Kawasaki****K-CARE  
FINANCE**

There's a choice of two credit schemes available under the K-CARE Finance banner, both provided by RIGF Finance Ltd, the motorcycle division of Lloyds Bowmaker, the country's leading motorcycle finance supplier.

A *K-CARE Finance Personal Loan* gets you on the road quickly, with the minimum of fuss. The cost of your Kawasaki - plus insurance, road tax, clothing and training - can all be included as part of the loan.

Alternatively, provided you are aged 25 or more, you can opt for *K-CARE Finance Rider Preference* - a Personal Contract Purchase scheme tailored to suit your circumstances.

Written quotations are available on request from your authorised Kawasaki dealer. Call today to see which suits you best.

**STOP  
PRESS!**

*Only / Firecracker Red  
(also available in  
Ebony / Pearl Cosmic Grey)*

**GPZ900R**

A very limited supply of this classic bike which represented a quantum leap forward in modern motorcycling, now available once again - only the price tag is old fashioned.

- *Only £5,695 plus on-road charges - more performance per £ than any modern rival?*
- *Proven Production TT winner.*
- *Major updates incorporated in '90 included 17in front wheel, 41mm tele-forks, and 4 piston calipers for the twin 300mm semi-floating front disc brakes.*

**MODEL: ZX900-A8**

|             |  |
|-------------|--|
| Engine Type | 908cc, I/C, 4-cylinder, 16-valve, DOHC |
| Seat Height | 790mm                                  |
| Wheelbase   | 1503mm                                 |
| Dry Weight  | 234kg                                  |
| Fuel Tank   | 22 litres                              |
| Front Tyre  | 120/70V17                              |
| Rear Tyre   | 150/70V18                              |

**VN1500 CLASSIC**


If you don't like being the centre of attention, then the VN1500 Classic is not for you. It's not just a dressed-up standard model either, as the engine has heavier flywheels and revised carburation, cam and ignition changes to boost the 'low down and torquey' feeling while still pulling into the upper rpm range.

**EXCLUSIVE OFFER!**

See page 7 for details of a UNIQUE 2- (or 3!) YEAR DEAL FOR PURCHASES MADE USING A K-CARE FINANCE LOAN BEFORE 31st DECEMBER 1995.



*Pearl Alpine White / Pearl Chateau Grey*



- *New frame has slim-fitting radiator between the downtubes.*
- *Single CVK40 carburettor allows large air cleaner housing between the cylinders.*
- *Classic styling includes large capacity tank, deeply valanced (steel) guards and fold-up footboards.*
- *High quality paint and chrome.*

**MODEL: VN1500-D1 (Provisional)**

|             |                                    |
|-------------|------------------------------------|
| Engine Type | 1470cc, L/C, V-Twin, 8-valve, SOHC |
| Seat Height | 690mm                              |
| Wheelbase   | 1660mm                             |
| Dry Weight  | 292kg                              |
| Fuel Tank   | TBA                                |
| Front Tyre  | 130/90-16                          |
| Rear Tyre   | 150/80-16                          |

**NEW  
FOR 96**



*Ebony / Sunbeam Red*

C  
U  
S  
T  
O  
M





## VN1500

If you want a little fun, park-up a VN1500 and see the heads swivel! That 1470cc V-Twin engine surrounded by a sea of chrome and polished alloy is impressive by anyone's standards.

Wherever you look, the quality shines through, from the

thickness of the paint to the neat detailing.


- *Largest V-Twin engine in production, torque peaks at just 3,300rpm!*
- *Gear driven balance shaft and rubber engine mounts dampen vibration.*
- *Shaft drive for cleanliness and low maintenance.*

- *Numerous Genuine Kawasaki Accessories available.*
- *Hydraulic valve lash adjusters and digital ignition keep the engine in tune and saves on servicing bills.*
- *Single pod mounted speedometer and warning lights for 'clean' handlebar look.*

### MODEL: VN1500-C2

|             |                                    |
|-------------|------------------------------------|
| Engine Type | 1470cc, L/C, V-Twin, 8-valve, SOHC |
| Seat Height | 750mm                              |
| Wheelbase   | 1605mm                             |
| Dry Weight  | 257kg                              |
| Fuel Tank   | 16 litres                          |
| Front Tyre  | 100/90-19                          |
| Rear Tyre   | 150/90-15                          |

*Candy Cardinal Red / Pearl Cosmic Grey*





## VN800 CLASSIC

Capture the flavour of mid '50s Americana with this thoroughly modern Classic. Subtle, high quality, dual-tone paintwork and flowing lines give this machine **STYLE**.

*Pearl Alpine White / Sunbeam Red*



- Wider 1st and 2nd gear ratios and higher final drive than standard model gives still more relaxed cruising.
- Massive chrome covers to front fork tubes.


- Deeply valanced 'fenders' cover the 16in. wheels front and rear.
- Plush new one-piece saddle.
- Retains the 'clean' looks of a rigid frame, but has Uni-Trak rear suspension system hidden behind sidepanels.

- Genuine Kawasaki Accessories available to suit.

**MODEL: VN800-B1 (Provisional)**

|             |                                   |
|-------------|-----------------------------------|
| Engine Type | 805cc, L/C, V-Twin, 8-valve, SOHC |
| Seat Height | 705mm                             |
| Wheelbase   | 1600mm                            |
| Dry Weight  | 235kg                             |
| Fuel Tank   | TBA                               |
| Front Tyre  | 130/90-16                         |
| Rear Tyre   | 140/90-16                         |

**NEW  
FOR 96**



*Deep Turquoise Green / Galaxy Silver*

C  
U  
S  
T  
O  
M



## VN800

Beware of American imitations! Powered by a torquey 55° V-Twin and with all the 'essential' detailing - including a chromed air cleaner cover between the cylinders - this Cruiser set new standards of handling in its class with its Uni-Trak rear suspension unit.

- 'Rigid' frame look, but with Uni-Trak rear suspension and adjustable shock.
- Front forks have 41mm dia. stanchions set a w-i-d-e 240mm apart.
- Liquid cooled engine tuned for mid-range torque.
- Neat, uncluttered styling with feet-first riding position.
- 15 litre fuel tank features speedometer set into its top.
- Range of Genuine Kawasaki Accessories available, including 'Highway Patrol' style windscreen, engine guard, pillion backrest, leather tool pouch and fringed leather saddlebag.
- Clean looks are maintained by 'hidden' coolant hoses and compact radiator located between the frame's downtubes.

### MODEL: VN800-AZ

|             |                                   |
|-------------|-----------------------------------|
| Engine Type | 805cc, L/C, V-Twin, 8-valve, SOHC |
| Seat Height | 735mm                             |
| Wheelbase   | 1625mm                            |
| Dry Weight  | 225kg                             |
| Fuel Tank   | 15 litres                         |
| Front Tyre  | 80/90-21                          |
| Rear Tyre   | 140/90-16                         |

Pearl Canary Yellow






## ELIMINATOR 600

Look good and feel good with drag-strip inspired styling that gives long 'n' low lines. Plenty of 'go' as well as 'show' - as the power unit is a 16-valve 'four'.

- *Ultra-smooth, liquid cooled engine provides wide spread of power.*
- *Shaft drive means more riding, less maintenance.*
- *Super-low seat height provided by wide, stepped saddle.*
- *Agile handling, slim lines and low weight.*

Pearl Canary Yellow



MODEL: ZL600-B1

|             |  |
|-------------|--|
| Engine Type | 592cc, L/C, 4-cylinder, 16-valve, DOHC |
| Seat Height | 715mm                                  |
| Wheelbase   | 1550mm                                 |
| Dry Weight  | 200kg                                  |
| Fuel Tank   | 13 litres                              |
| Front Tyre  | 100/90-18                              |
| Rear Tyre   | 150/80-15                              |

Ebony



C  
U  
S  
T  
O  
M



## EN500

The popular vertical-twin powered Custom gains a new frame, new styling, new transmission, new forks - while the engine has been re-tuned for extra mid-range poke.


Nett result is sharper looks and more of a 'big bike' feel.

- *Frame encloses new slim-line radiator between its down-tubes.*
- *Tear-drop fuel tank has speedometer set into its top.*
- *Front forks now increased to 41mm diameter and given extra rake.*
- *New cam, smaller carbs and heavier flywheels means smoother power delivery and improved acceleration.*
- *Range of Genuine Kawasaki Accessories available to further personalise your machine.*
- *4-valves per cylinder for breathing efficiency.*
- *'Long and low' look emphasised by extended wheelbase, upswept mufflers - and extra low seat height.*
- *Easy handling and light weight pay dividends under city traffic conditions.*

MODEL: EN500-C1 (Provisional)

|             |                           |
|-------------|---------------------------|
| Engine Type | 498cc, U/C, 8-valve, DOHC |
| Seat Height | 690mm                     |
| Wheelbase   | 1595mm                    |
| Dry Weight  | 198kg                     |
| Fuel Tank   | 15 litres                 |
| Front Tyre  | 100/90-19                 |
| Rear Tyre   | 140/90-15                 |

**NEW  
FOR 96**



*Candy Persimmon Red*



## EL250

Commuting needn't be a drudge with drag-strip inspired styling like this which retains a conventional riding position.

- Twin cylinder 4-stroke engine, based on GPX250 powerplant.
- Seat height of just 725mm.
- Drag-racing inspired wide rear tyre, low lines and slash-cut muffler.

### MODEL: EL250-D5

|             |  |
|-------------|--|
| Engine Type | 248cc, U/C, twin cylinder, 8-valve, DOHC |
| Seat Height | 725mm                                    |
| Wheelbase   | 1490mm                                   |
| Dry Weight  | 140kg                                    |
| Fuel Tank   | 11 litres                                |
| Front Tyre  | 100/90-17                                |
| Rear Tyre   | 140/90-15                                |



## GENUINE KAWASAKI ACCESSORIES

Kawasaki has an ever-increasing range of clothing and accessories available, all fully illustrated in an 8-page colour brochure, available FREE from your local authorised Kawasaki dealer. The items may be ordered via these dealers, or sent by mail order on quoting your credit card number.

There are two ranges of pannier cases and luggage racks to suit a variety of models, plus a number of items to suit Custom models - including two types of 'screen, leather saddle bags and engine guards. As for clothing, there is a good choice of paddock jackets, T-shirts, sweatshirts and caps, some personalised to specific models.

Other products range from Ninja™ telephones and electric-powered kiddies toys, to Superbike racing computer games and Kawasaki-branded sun glasses.



Metalllic Sonic Blue / Candy Atlantic Blue

C  
U  
S  
T  
O  
M





## 1000GTR

Comfortable, with excellent weather protection, large capacity fuel tank and host of user-friendly features plus the convenience of pannier cases as standard equipment, makes this an ideal long distance commuter as well as continental tourer.

- *Low maintenance shaft final drive.*
- *Large capacity panniers are quickly detachable.*
- *Instrumentation includes twin trip-meters and digital clock.*
- *Uni-Trak rear suspension with air adjustable shock absorber.*




*Luminous Vintage Red / Pearl Cosmic Grey*

### MODEL: ZG1000-A9

|             |  |
|-------------|--|
| Engine Type | 997cc, L/C, 4-cylinder, 16-valve, DOHC |
| Seat Height | 790mm                                  |
| Wheelbase   | 1555mm                                 |
| Dry Weight  | 270kg                                  |
| Fuel Tank   | 28.5 litres                            |
| Front Tyre  | 120/70VR18                             |
| Rear Tyre   | 150/80VR16                             |



## GT750



Luminous Polariss Blue

## GT550



Candy Persimmon Red

### MODEL: Z750-P9

|             |                                       |
|-------------|---------------------------------------|
| Engine Type | 738cc, A/C, 4-cylinder, 8-valve, DOHC |
| Seat Height | 800mm                                 |
| Wheelbase   | 1480mm                                |
| Dry Weight  | 220kg                                 |
| Fuel Tank   | 24.3 litres                           |
| Front Tyre  | 100/90H19                             |
| Rear Tyre   | 120/90H18                             |

Well proven, easy to maintain, economical and thoroughly dependable - that's why the GTs are so popular with despatch riders, as well as commuters and touring fans on a budget.

- Low maintenance shaft final drive.
- Air-cooled, 4-cylinder engines have ample power.
- Traditional styling, with twin rear shock absorbers featuring air adjustment via single inflation point.
- Air adjustable front forks.
- Rubber mounted engines reduce vibration.

### MODEL: Z550-G9

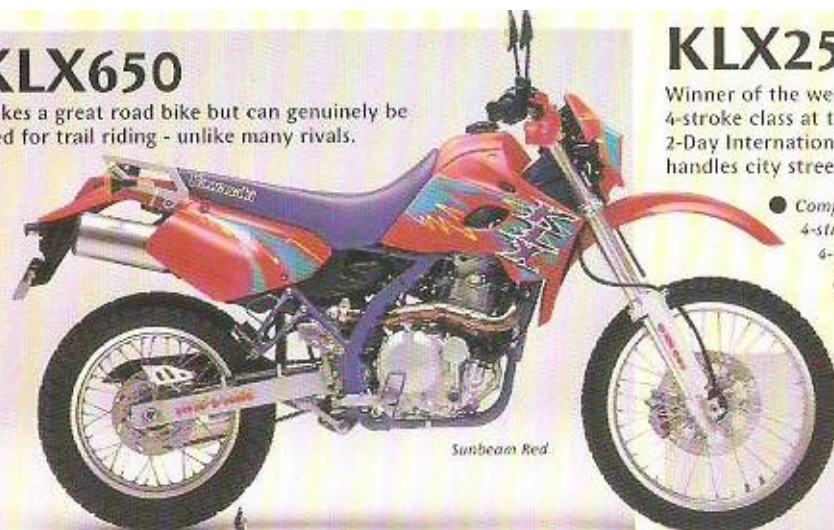
|             |                                       |
|-------------|---------------------------------------|
| Engine Type | 553cc, A/C, 4-cylinder, 8-valve, DOHC |
| Seat Height | 800mm                                 |
| Wheelbase   | 1475mm                                |
| Dry Weight  | 201kg                                 |
| Fuel Tank   | 21.5 litres                           |
| Front Tyre  | 100/90H19                             |
| Rear Tyre   | 120/90H18                             |





## KLX650

Makes a great road bike but can genuinely be used for trail riding - unlike many rivals.



Sunbeam Red

Lime Green



- Full KX motocross-style perimeter chassis.
- Upside-down forks giving 285mm travel.
- Electric start, compact, liquid cooled engine with lots of torque.
- Dry weight just 153kg.

### MODEL: KLX650-C2

|             |  |
|-------------|--|
| Engine Type | 651cc, L/C, single cylinder, 4-valve, DOHC |
| Seat Height | 885mm                                      |
| Wheelbase   | 1510mm                                     |
| Dry Weight  | 153kg                                      |
| Fuel Tank   | 12 litres                                  |
| Front Tyre  | 90/90-21                                   |
| Rear Tyre   | 130/18-17                                  |

## KLX250

Winner of the week Clubman's 4-stroke class at the '94 Welsh 2-Day International, but it handles city streets just as well.

- Compact, high-torque 4-stroke engine with 4-valve head.
- Slim lines and low weight.

- Rigid perimeter style frame - just like the KX motocrossers.

### MODEL: KLX250-G1

|             |  |
|-------------|--|
| Engine Type | 249cc, L/C, single cylinder, 4-valve, DOHC |
| Seat Height | 890mm                                      |
| Wheelbase   | 1440mm                                     |
| Dry Weight  | 120kg                                      |
| Fuel Tank   | 8 litres                                   |
| Front Tyre  | 3.00-21                                    |
| Rear Tyre   | 4.60-18                                    |



Lime Green



# KLR650

Firecracker Red (C1)



Forest Blush Green (C1)



Lime Green



Blue

Enjoy all the benefits of a big-bore trail bike - lightweight handling, punchy engine, distinctive looks - at a lower price than you would expect...

- Liquid cooled, 4-valve engine tuned with the emphasis on low- and mid-range power for everyday practicality.

## MODEL: KLR650-C2

|             |  |
|-------------|--|
| Engine Type | 651cc, L/C, single cylinder, 4-valve, DOHC |
| Seat Height | 870mm                                      |
| Wheelbase   | 1490mm                                     |
| Dry Weight  | 168kg                                      |
| Fuel Tank   | 14 litres                                  |
| Front Tyre  | 90/90-21                                   |
| Rear Tyre   | 120/90-17                                  |

- Single cradle, high tensile frame with box section swing arm.
- Meaty 41mm dia. front forks to resist flexing.
- Highly competitive price!

D  
U  
A  
L  
P  
U  
R  
P  
O  
S  
E





## KLE500

Off-road styling and long travel suspension, but intended more for tarmac than green lanes. Great fun on winding back roads with its low weight and punchy engine - but it's also a multi-role machine, capable of touring, commuting - and scratching!

- Torquey, 4-stroke twin based on GPZ500S engine, tuned for extra low- and mid-range punch.
- Double cradle chassis with 41mm dia. front forks.
- Top cowling and 'knuckle fenders' deflect wind from rider's torso and hands.
- Smart and distinctive styling.
- Rear carrying rack doubles as pillion grab rail.
- Rubber-mounted alloy skid-plate and sturdy disc brake covers give added protection.
- Thermostatic fan ensures engine runs cool.

### MODEL: KLE500-A5

|             |  |
|-------------|--|
| Engine Type | 498cc, L/C, twin cylinder, 8-valve, DOHC |
| Seat Height | 833mm                                    |
| Wheelbase   | 1510mm                                   |
| Dry Weight  | 178kg                                    |
| Fuel Tank   | 15 litres                                |
| Front Tyre  | 90/90S21                                 |
| Rear Tyre   | 130/80S17                                |



Pearl Royal Blue



# KLR250

Both trail riding and commuting are fun on this well-proven and well equipped 4-stroke, especially as it does both without breaking the bank. Great value, wherever you ride - and it handles well whatever the terrain.

- 4-valve head and liquid cooling give good throttle response.
- Kawasaki Automatic Compression Release means fuss-free starting.

- Dual counter-balance shafts minimise vibration.
- Box section, alloy rear sub frame helps keep weight down.
- Uni-Trak rear suspension delivers 230mm of rising-rate wheel travel and provides both preload and damping adjustment.
- Box section aluminium swing arm cuts unsprung weight.

## MODEL: KLR250-D11

|             |  |
|-------------|--|
| Engine Type | 249cc, 1/C, single cylinder, 4-valve, DOHC |
| Seat Height | 835mm                                      |
| Wheelbase   | 1415mm                                     |
| Dry Weight  | 118kg                                      |
| Fuel Tank   | 11 litres                                  |
| Front Tyre  | 3.00-21                                    |
| Rear Tyre   | 4.60-17                                    |



Ebony

D  
U  
A  
L  
P  
U  
R  
P  
O  
S  
E





## KMX125



*Ebony*

Proof that a 'Learner 125' doesn't have to be boring in either looks or performance! Easy to handle,



*Blue*

easy on the eye - the KMX125 excels both on city streets and green lanes.

- *Kawasaki Integrated Power-valve System (KIPS) broadens powerband.*
- *Plenty of stopping power from disc brakes front and rear.*
- *Balance shaft dampens vibration.*
- *230mm wheel travel front and rear.*

### MODEL: KMX125-B8

|             |   |
|-------------|---|
| Engine Type | 124cc, 1/C, single cylinder, 2-stroke, Reed Valve |
| Seat Height | 865mm   |
| Wheelbase   | 1375mm  |
| Dry Weight  | 98kg  |
| Fuel Tank   | 9.3 litres  |
| Front Tyre  | 2.75-21   |
| Rear Tyre   | 4.10-18   |

## KH125



*Sunbeam Red*

Traditional styling for a great 'first bike' that's been designed to make the learning experience enjoyable. Easy to ride, easy on the pocket.

- *Reliable disc valve engine produces wide spread of power.*
- *Powerful front disc brake.*
- *High level of equipment, including 12 volt electrics.*

### MODEL: KH125-K9

|             |   |
|-------------|---|
| Engine Type | 125cc, A/C, single cylinder, 2-stroke, Disc Valve |
| Seat Height | 780mm   |
| Wheelbase   | 1260mm  |
| Dry Weight  | 95.5kg  |
| Fuel Tank   | 13.5 litres                                       |
| Front Tyre  | 2.75-18   |
| Rear Tyre   | 3.00-18   |



## KE100



Lime Green

## AR50

Though it looks like a motorcycle, complete with Uni-Trak rear suspension, cast alloy wheels and wind-cheating quarter fairing, the AR50 is legally a moped - so why ride a motorised bicycle?

- Robust and simple air-cooled 2-stroke engine.
- Disc front brake.
- Close ratio 5-speed gearbox.
- Sports riding position.



Sunbeam Red

With its low-insurance attracting 99cc engine, modest price tag and low operating costs, the KE100 makes economic sense - and it's fun!

- Wide spread of power from rotary disc valve 2-stroke engine.
- Low seat height of just 805mm.
- Off-road capability.

### MODEL: KE100-B13

|             |  |
|-------------|--|
| Engine Type | 99cc, A/C, single cylinder, 2-stroke, Disc Valve |
| Seat Height | 805mm  |
| Wheelbase   | 1285mm   |
| Dry Weight  | 85kg   |
| Fuel Tank   | 9 litres   |
| Front Tyre  | 2.75-19  |
| Rear Tyre   | 3.00-17  |



Ebony

### MODEL: AR50-C10

|             |  |
|-------------|--|
| Engine Type | 49cc, A/C, single cylinder, 2-stroke, Reed Valve |
| Seat Height | 785mm  |
| Wheelbase   | 1195mm   |
| Dry Weight  | 78kg   |
| Fuel Tank   | 9.6 litres                                       |
| Front Tyre  | 2.50-18  |
| Rear Tyre   | 2.75-18  |



| MACHINE<br>(MODEL)                                  | ENGINE  | TRANS.            | SUSPENSION   |   | WHEELS                   |                            | DIMENSIONS |               |            |                  |
|---|---|-------------------|--|---|--------------------------|----------------------------|------------|---------------|------------|------------------|
|   | CAPACITY/TYPE   | GEARS FINAL DRIVE | FRONT  | REAR  | TYRES FR/REAR            | BRAKES FR/REAR             | WBASE (mm) | SEAT HT. (mm) | WGHT. (Kg) | FUEL TANK (Ltrs) |
| <b>VN1500 Classic</b><br>(VN1500-D1)<br>Provisional | 1470cc V-twin 4-stroke, liquid cooled, SOHC, 8-valves.  | 4 Shaft           | Tele-forks.  | Twin shock absorbers with spring preload adjustment.  | 130/90-16<br>150/80-16   | Single disc<br>Single disc | 1,660      | 690           | 292        | 784              |
| <b>VN1500</b><br>(VN1500-C2)                        | 1470cc V-twin 4-stroke, liquid cooled, SOHC, 8-valves.  | 4 Shaft           | Tele-forks.  | Twin shock absorbers with spring preload adjustment.  | 100/90-19<br>150/90-15   | Single disc<br>Single disc | 1,605      | 750           | 257        | 16               |
| <b>ZZ-R1100</b><br>(ZX1100-D4)                      | 1052cc four cylinder in-line 4-stroke, liquid cooled, DOHC, 16-valves.  | 6 X-ring chain    | 43mm dia. tele-forks with preload & rebound damping adjustment.                                  | Uni-Trak with preload and rebound damping adjustment.                                       | 120/70ZR17<br>180/55ZR17 | Twin discs<br>Single disc  | 1,500      | 780           | 233        | 24               |
| <b>GPZ1100 ABS</b><br>(ZX1100-F1)<br>Provisional    | 1052cc four cylinder in-line 4-stroke, liquid cooled, DOHC, 16-valves.  | 6 X-ring chain    | 41mm dia. tele-forks.  | Uni-Trak with preload and rebound damping adjustment.                                       | 120/70ZR17<br>170/60ZR17 | Twin discs<br>Single disc  | 1,510      | 790           | 252        | 22               |
| <b>GPZ1100</b><br>(ZX1100-E2)                       | 1052cc four cylinder in-line 4-stroke, liquid cooled, DOHC, 16-valves.  | 6 X-ring chain    | 41mm dia. tele-forks.  | Uni-Trak with preload and rebound damping adjustment.                                       | 120/70ZR17<br>170/60ZR17 | Twin discs<br>Single disc  | 1,510      | 790           | 242        | 22               |
| <b>ZEPHYR 1100</b><br>(ZR1100-B1)<br>Provisional    | 1062cc four cylinder in-line 4-stroke, air cooled, DOHC, 8-valves.  | 5 X-ring chain    | 43mm dia. tele-forks.  | Twin shock absorbers with preload, compression and rebound damping adjustment.              | 120/70-18<br>160/70-17   | Twin discs<br>Single disc  | 1,500      | 795           | 252        | 19               |
| <b>1000GTR</b><br>(ZG1000-A5)                       | 997cc four cylinder in-line 4-stroke, liquid cooled, DOHC, 16-valves.   | 6 Shaft           | 41mm dia. tele-forks with preload adjustment.  | Uni-Trak with air adjustable preload and rebound adjustment.                                | 120/70VR18<br>150/80VR16 | Twin discs<br>Single disc  | 1,555      | 790           | 270        | 28.5             |
| <b>Ninja ZX-9R</b><br>(ZX900-B3)                    | 899cc four cylinder in-line 4-stroke, liquid cooled, DOHC, 16-valves, 11.5:1 comp. ratio, CVK 40mm carburetors. | 6 X-ring chain    | 41mm upside-down tele-forks, adjustable ride height and 12-way rebound, 7-way comp. damping adj. | Uni-Trak with adjustable preload and 4-way rebound, 20-way comp. damping adjustment.        | 120/70ZR17<br>180/55ZR17 | Twin discs<br>Single disc  | 1,440      | 800           | 215        | 20               |
| <b>VN800 Classic</b><br>(VN800-B1)<br>Provisional   | 805cc V-twin 4-stroke, liquid cooled, SOHC, 8-valves.   | 5 O-ring chain    | 41mm dia. tele-forks.  | Uni-Trak with adjustable preload.   | 130/90-16<br>140/90-16   | Single disc<br>Drum        | 1,600      | 705           | 235        | 784              |
| <b>VN800</b><br>(VN800-A2)                          | 805cc V-twin 4-stroke, liquid cooled, SOHC, 8-valves.   | 5 O-ring chain    | 41mm dia. tele-forks.  | Uni-Trak with adjustable preload.   | 80/90-21<br>140/90-16    | Single disc<br>Drum        | 1,625      | 735           | 225        | 15               |
| <b>Ninja ZX-7R</b><br>(ZX750-F1)<br>Provisional     | 748cc four cylinder in-line 4-stroke, liquid cooled, DOHC, 16-valves, CVK 38mm carburetors.                     | 6 X-ring chain    | 43mm upside-down tele-forks, with 12-way rebound and 8-way compression damping adjustment.       | Uni-Trak with adjustable preload, 4-way rebound and 20-way compression damping adjustment.  | 120/70ZR17<br>190/50ZR17 | Twin discs<br>Single disc  | 1,435      | 790           | 203        | 18               |
| <b>Ninja ZX-7RR</b><br>(ZX750-N1)<br>Provisional    | 748cc four cylinder in-line 4-stroke, liquid cooled, DOHC, 16-valves, 41mm flat slide carburetors.              | 6 X-ring chain    | 43mm upside-down tele-forks, with 13-way rebound and 28-way compression damping adjustment.      | Uni-Trak with adjustable preload, 18-way rebound and 20-way compression damping adjustment. | 120/70ZR17<br>190/50ZR17 | Twin discs<br>Single disc  | 1,420      | 790           | 200        | 18               |
| <b>ZEPHYR 750</b><br>(ZR750-D1)<br>Provisional      | 738cc four cylinder in-line 4-stroke, air cooled, DOHC, 8-valves.   | 5 O-ring chain    | 41mm dia. tele-forks.  | Twin shock absorbers with preload and damping adjustment.                                   | 120/70-17<br>150/70-17   | Twin discs<br>Single disc  | 1,455      | 800           | 212        | 17               |
| <b>GT750</b><br>(Z750-P9)                           | 738cc four cylinder in-line 4-stroke, air cooled, DOHC, 8-valves.   | 5 Shaft           | Air adjustable tele-forks.   | Twin shock absorbers with air assisted springing and damping adjustment.                    | 100/90H19<br>120/90H18   | Twin discs<br>Single disc  | 1,480      | 800           | 220        | 24.3             |
| <b>KLX650</b><br>(KLX650-C2)                        | 651cc single cylinder, 4-stroke, liquid cooled, DOHC, 4-valves.   | 5 O-ring chain    | 43mm upside-down tele-forks.   | Uni-Trak with preload adjustment.   | 90/90-21<br>130/80-17    | Single disc<br>Single disc | 1,510      | 885           | 153        | 12               |
| <b>KLR650</b><br>(KL650-C2)                         | 651cc single cylinder, 4-stroke, liquid cooled, DOHC, 4-valves.   | 5 O-ring chain    | 41mm dia. tele-forks.  | Uni-Trak with preload adjustment.   | 90/90-21<br>120/90-17    | Single disc<br>Single disc | 1,490      | 870           | 168        | 14               |



| MACHINE<br>(MODEL)           | ENGINE   | TRANS.            | SUSPENSION  |  | WHEELS                   |                            | DIMENSIONS  |               |            |                  |
|------------------------------|--|-------------------|---|--|--------------------------|----------------------------|-------------|---------------|------------|------------------|
|                              | CAPACITY/TYPE  | GEARS FINAL DRIVE | FRONT   | REAR   | TYRES FR/REAR            | BRAKES FR/REAR             | W/BASE (mm) | SEAT HT. (mm) | WGHT. (Kg) | FUEL TANK (Ltrs) |
| Ninja ZX-6R<br>(ZX600-F2)    | 599cc four cylinder, in-line 4-stroke, liquid cooled, DOHC, 16-valves                | 6 X-ring chain    | 41mm dia. tele-forks with 12-way rebound, 11-way comp. damping plus preload adj.    | Uni-Trak with adjustable preload and 4-way rebound and 19-way comp. damping adj. | 120/60ZR17<br>160/60ZR17 | Twin disc<br>Single disc   | 1,415       | 810           | 182        | 18               |
| ZZ-R600<br>(ZX600-E4)        | 599cc four cylinder, in-line 4-stroke, liquid cooled, DOHC, 16-valves                | 6 X-ring chain    | 41mm dia. tele-forks with spring preload and damping adjustment.                    | Uni-Trak with spring preload and damping adjustment.                             | 120/60ZR17<br>160/60ZR17 | Twin disc<br>Single disc   | 1,430       | 780           | 195        | 18               |
| GPX400R<br>(ZX600-C7)        | 592cc four cylinder in-line 4-stroke, liquid cooled, DOHC, 16-valves                 | 6 O-ring chain    | 38mm dia. tele-forks  | Uni-Trak with air and damping adjustment.  | 110/80V16<br>120/90V16   | Twin disc<br>Single disc   | 1,425       | 755           | 180        | 18               |
| Eliminator 600<br>(ZX600-B1) | 592cc four cylinder in-line 4-stroke, liquid cooled, DOHC, 16-valves                 | 6 Shaft           | 37mm dia. tele-forks  | Twin shock absorbers with spring preload adjustment.                             | 100/90-18<br>150/80-15   | Single disc<br>Drum        | 1,550       | 715           | 200        | 13               |
| ZEPHYR 550<br>(ZX550-B6)     | 553cc four cylinder in-line 4-stroke, air cooled, DOHC, 8-valves                     | 6 O-ring chain    | 39mm dia. tele-forks  | Twin shock absorbers with preload and damping adjustment.                        | 110/80H17<br>140/70H18   | Twin disc<br>Single disc   | 1,435       | 770           | 179        | 15               |
| GT550<br>(ZX550-C9)          | 553cc four cylinder in-line 4-stroke, air cooled, DOHC, 8-valves                     | 6 Shaft           | Air adjustable tele-forks   | Twin shock absorbers with air assisted springing and damping adjustment.         | 100/90H19<br>120/90H18   | Twin disc<br>Drum          | 1,475       | 800           | 201        | 21.5             |
| KLE500<br>(ZX500-A5)         | 498cc parallel twin 4-stroke, liquid cooled, DOHC, 8-valves                          | 6 O-ring chain    | 41mm dia. tele-forks  | Uni-Trak with spring preload adjustment.   | 90/90S21<br>120/80S17    | Single disc<br>Single disc | 1,510       | 835           | 178        | 15               |
| GPZ500S<br>(ZX500-D2)        | 498cc parallel twin 4-stroke, liquid cooled, DOHC, 8-valves                          | 6 O-ring chain    | 37mm dia. tele-forks  | Uni-Trak with spring preload adjustment.   | 110/70-17<br>120/70-17   | Single disc<br>Single disc | 1,435       | 775           | 176        | 18               |
| KMS50<br>(ZX500-C1)          | 498cc parallel twin 4-stroke, liquid cooled, DOHC, 8-valves                          | 6 O-ring chain    | 41mm dia. tele-forks  | Twin shock absorbers with spring preload adjustment.                             | 100/90-19<br>140/90-15   | Single disc<br>Drum        | 1,595       | 690           | 198        | 15               |
| ZXR400<br>(ZX400-L5)         | 398cc four cylinder, in-line 4-stroke, liquid cooled, DOHC, 16-valves                | 6 O-ring chain    | 41mm dia. upside-down cartridge tele-forks with rebound and ride height adjustment. | Uni-Trak with preload and rebound damping adjustment.                            | 120/60P17<br>160/60P17   | Twin disc<br>Single disc   | 1,385       | 760           | 159        | 16               |
| GPZ305<br>(ZX305-B10)        | 306cc parallel twin 4-stroke, air cooled, SOHC, 4-valves                             | 6 Toothed belt    | Air adjustable tele-forks   | Uni-Trak with spring preload adjustment.   | 90/90S18<br>110/80S18    | Twin disc<br>Drum          | 1,355       | 770           | 147        | 17               |
| KLX250<br>(KL250-G1)         | 249cc single cylinder 4-stroke, liquid cooled, DOHC, 4-valves                        | 6 O-ring chain    | Tele-forks with compression damping adjustment.                                     | Uni-Trak with spring preload adjustment.   | 3.00-21<br>4.60-18       | Single disc<br>Single disc | 1,440       | 890           | 120        | 8                |
| KLR250<br>(KL250-D11)        | 249cc single cylinder 4-stroke, liquid cooled, DOHC, 4-valves                        | 6 O-ring chain    | Air adjustable tele-forks   | Uni-Trak with spring preload and rebound damping adjustment.                     | 3.00-21<br>4.60-17       | Single disc<br>Drum        | 1,415       | 835           | 118        | 11               |
| KL250<br>(KL250-D5)          | 248cc parallel twin 4-stroke, liquid cooled, DOHC, 8-valves                          | 6 O-ring chain    | 36mm dia. tele-forks  | Twin shock absorbers with spring preload adjustment.                             | 100/90-17<br>140/90-15   | Single disc<br>Drum        | 1,490       | 725           | 140        | 11               |
| GPX250R<br>(EX250-F9)        | 248cc parallel twin 4-stroke, liquid cooled, DOHC, 8-valves                          | 6 O-ring chain    | 36mm dia. tele-forks  | Uni-Trak   | 100/80-16<br>130/80-16   | Single disc<br>Single disc | 1,400       | 745           | 138        | 18               |
| KMX125<br>(KMX125-B8)        | 124cc single cylinder 2-stroke, reed valve induction and 2-stage AFS. Liquid cooled. | 6 Chain           | Tele-forks  | Uni-Trak with spring preload and rebound damping adjustment.                     | 2.75-21<br>4.10-18       | Single disc<br>Single disc | 1,375       | 865           | 98         | 9.2              |
| KH125<br>(KH125-A9)          | 123cc single cylinder 2-stroke, disc valve induction. Air cooled.                    | 5 Chain           | Tele-forks  | Twin shock absorbers with spring preload adjustment.                             | 2.75-18<br>3.00-18       | Disc<br>Drum               | 1,260       | 780           | 95.5       | 13.5             |
| KE100<br>(KE100-B13)         | 99cc single cylinder 2-stroke, disc valve induction. Air cooled.                     | 5 Chain           | Tele-forks  | Twin shock absorbers with spring preload adjustment.                             | 2.75-19<br>3.00-17       | Drum<br>Drum               | 1,285       | 805           | 85         | 9                |
| ARS0<br>(ARS0-C10)           | 49cc single cylinder, 2-stroke, reed valve induction. Air cooled.                    | 5 Chain           | Tele-forks  | Uni-Trak with spring preload adjustment.   | 2.50-18<br>2.75-18       | Single disc<br>Drum        | 1,195       | 785           | 78         | 9.6              |





**MOTORCYCLE**

**PRICE LIST 1996**

Effective 26th October 1995

# R E C O M M E N D E D

| MODEL          | CODE      | PRICE * | COLOURS             |     | DISCRIPTION  |
|----------------|-----------|---------|---------------------|-----|--|
| AR50           | AR50-C10  | £1,525  | Black or Red        |     | Sports moped with GPZ styling                                      |
| KE100          | KE100-B15 | £1,675  | Green               |     | Economical trail bike  |
| KH125          | KH125-K9  | £1,825  | Red or Black        |     | Conventionally-styled, well equipped 'Learner'                     |
| KMX125         | KMX125-B8 | £2,725  | Blue or Black       |     | Liquid cooled MX-style 'Learner' trail bike                        |
| EL250          | EL250-D5  | £3,495  | Blue                |     | Custom styling with liquid cooled 4-stroke twin power              |
| GPX250R        | EX250-F9  | £3,995  | Black               |     | Liquid cooled 4-stroke twin sports machine                         |
| KLR250         | KL250-D11 | £3,495  | Black               |     | Liquid cooled 4-stroke trail bike                                  |
| KLX250         | KLX250-G1 | £3,995  | Green               |     | Street-legal trail bike version of 4-stroke enduro racer           |
| GPZ305         | EX305-B10 | £3,325  | Blue                |     | Sports 4-stroke twin with belt drive                               |
| ZXR400         | ZX400-L5  | £6,695  | Purple or Green     |     | Four cylinder, aluminium framed racer replica                      |
| EN500          | EN500-B2  | £4,490  | Red                 |     | Torquey vertical twin powered Custom with belt drive               |
| EN500          | EN500-C1  | £4,895  | Red                 | NEW | Updated, vertical twin powered Custom with chain drive             |
| GPZ500S        | EX500-D2  | £4,195  | Blue or Red         |     | Lightweight sports liquid cooled twin                              |
| GPZ500S        | EX500-D3  | £4,395  | Black or Red        |     | Lightweight sports liquid cooled twin                              |
| KLE500         | KLE500-A5 | £4,695  | Purple              |     | Street-enduro styled, vertical twin                                |
| GT550          | Z550-G9   | £4,625  | Red                 |     | Four cylinder tourer, shaft drive                                  |
| Zephyr 550     | ZR550-B6  | £4,750  | Green or Red        |     | Classic styling with air-cooled 4-cylinder power                   |
| Eliminator 600 | ZL600-B1  | £5,225  | Yellow or Black     |     | Dragster styling with 4-cylinder engine and shaft drive            |
| GPX600R        | ZX600-C7  | £5,095  | Red                 |     | Budget sports bike with liquid cooled 'four'                       |
| ZZ-R600        | ZX600-E4  | £6,950  | Red or Purple       |     | Sports-tourer with twin Ram Air and aluminium chassis              |
| Ninja™ ZX-6R   | ZX600-F2  | £7,195  | Green, Red or Black |     | Lightweight super-sports with Twin Ram Air                         |
| KLR650         | KL650-C1  | £4,225  | Green or Red        |     | Liquid cooled 4-stroke single trail bike                           |
| KLR650         | KL650-C2  | £TBA    | Green or Blue       |     | Liquid cooled 4-stroke single trail bike                           |
| KLX650         | KLX650-C2 | £4,695  | Green or Red        |     | Liquid cooled 4-stroke trail bike with MX-style perimeter chassis  |
| GT750          | Z750-P9   | £4,995  | Blue                |     | Tourer with shaft drive  |
| Zephyr 750     | ZR750-C5  | £5,495  | Black or Green      |     | Classic styling with air-cooled 4-cylinder power                   |
| Zephyr 750     | ZR750-D1  | £5,695  | Red or Black        |     | Classic styling with air-cooled 4-cylinder power, with wire wheels |
| ZXR750         | ZX750-L3  | £8,295  | Green or Purple     |     | Supersports, with Ram Air induction and road-biased suspension     |
| Ninja™ ZX-7RR  | ZX750-N1  | £11,600 | Green               | NEW | Track orientated, WSB-type racer replica with adjustable geometry  |



# R E T A I L P R I C E S

| MODEL          | CODE      | PRICE * | COLOURS              |     | DESCRIPTION  |
|----------------|-----------|---------|----------------------|-----|--|
| Ninja™ ZX-7R   | ZX750-P1  | £8,795  | Green or Red         | NEW | WSB-type racer replica with new short-stroke engine plus uprated chassis                           |
| VN800          | VN800-A1  | £5,695  | Black or Red         |     | 55° V-Twin Custom with Uni-Trak rear suspension  |
| VN800          | VN800-A2  | £5,995  | Yellow or Black      |     | 55° V-Twin Custom with Uni-Trak rear suspension  |
| VN800 Classic  | VN800-B1  | £6,495  | Red or Green         | NEW | Traditionally styled V-Twin Custom with Uni-Trak rear suspension                                   |
| Ninja™ ZX-9R   | ZX900-B2  | £8,695  | Green or Black       |     | 'New direction' sports bike blends the very best in power and handling with comfort and useability |
| Ninja™ ZX-9R   | ZX900-B3  | £9,250  | Green, Red or Purple |     | 'New direction' sports bike blends the very best in power and handling with comfort and useability |
| 1000GTR        | ZG1000-A9 | £8,200  | Red                  |     | High specification liquid cooled tourer with shaft drive   |
| Zephyr 1100    | ZR1100-A4 | £6,895  | Green or Black       |     | Classic styling with air-cooled 4-cylinder power   |
| Zephyr 1100    | ZR1100-B1 | £7,250  | Red or Black         |     | Classic styling with air-cooled 4-cylinder power   |
| ZZ-R1100       | ZX1100-D4 | £9,550  | Green or Red         |     | Twin Ram Air plus ultra-rigid chassis. The 'ultimate' sports tourer?                               |
| GPZ1100        | ZX1100-E1 | £7,250  | Blue or Red          |     | Attractively priced sports-tourer uses ZZ-R based power unit                                       |
| GPZ1100        | ZX1100-E2 | £7,695  | Black                |     | Attractively priced sports-tourer uses ZZ-R based power unit                                       |
| GPZ1100 ABS    | ZX1100-F1 | £8,995  | Black                | NEW | ABS option + panniers as standard for the attractively-priced sports-tourer                        |
| VN1500         | VN1500-C2 | £7,595  | Red                  |     | Custom styling and massive V-Twin liquid cooled engine plus shaft drive                            |
| VN1500 Classic | VN1500-D1 | £8,595  | Red or White         | NEW | Biggest V-Twin Custom gets the full 'traditional' styling treatment                                |

*The models, colours and recommended retail prices are correct at the time of publication, but are subject to change without notice.  
\*Inclusive of VAT. Manufacturer's delivery charge, pre-delivery inspection (PDI), number plate and vehicle excise licence extra.  
Delivery charges are: up to 125cc £35.00, over 125cc £85.00.*


Dealer Stamp



Kawasaki Motors (UK) Ltd  
1 Dukes Meadow, Millboard Road, Bourne End, Bucks SL8 5XF  
Tel: (01628) 851000 Fax: (01628) 850886

Lubricated by  
**Silkolene**  
*Partners in Performance*

Dealer Stamp



Kawasaki Motors (UK) Ltd, 1 Dukes Meadow, Millboard Road,  
Bourne End, Bucks SL8 5XF. Tel: (01628) 851000. Fax: (01628) 850886.



FS29388

Brochure part no. 99985-102-95

Lubricated by  
**Silkolene**  
*Partners in Performance*