

 **Kawasaki**
Let the good times roll.






DEALER STAMP

Kawasaki Motors (UK) Ltd
1 Dukes Meadow Millboard Road Bourne End
Buck SL8 5XF
Tel: (01628) 851000

Brochure part no. 99985-102-94

Lubricated by
Silkolene
Partners in Performance

MOTORCYCLES



the **95** range

 **Kawasaki**
Let the good times roll.

T · H · E

Kawasaki

riders club

Every purchaser of a new Kawasaki Street Motorcycle from an authorised UK Kawasaki dealer before 31st December 1995 is entitled to 12 months full membership of the Kawasaki Riders Club – FREE

members also receive discounts on K-CARE Insurance and Mechanical Breakdown Insurance.

The Club hosts a wide range of activities for its members, including Fun Runs, Parade Laps at major race meetings and Rideaways to a variety of locations, including Continental race meetings. In '94 the Club held its first ever National Rally and also organised a get-together at the TT.

A quarterly magazine (plus intermediate news-sheets) keep members informed of latest news and events, while a number of Regional Organisers have now been appointed to provide Club activities on a more localised basis.

For more information, call the Kawasaki Riders Club on 01472-351124.

You'll be glad you did!



ALWAYS...

Ride responsibly within the Law and with respect for other road users. Improve your skills with training whether expert or novice. Ride within the limits of your skills, your experience and your machine. Wear an approved helmet and correct protective clothing. Adhere to the instructions and maintenance schedule in your Owners Manual. Never drink and ride. Remember you are an ambassador for motorcycling, and act accordingly.

UNLEADED PETROL

Protect the environment – use unleaded petrol. Every Kawasaki road motorcycle built since 1973 has been designed to operate on unleaded petrol (such as is available in the UK – BS7070 Premium or above), and no adjustments of any kind are required.

IMPORTANT

Action pictures show professional riders under controlled conditions.

Whilst every care has been taken in the compilation of this publication, neither Kawasaki Motors (UK) Ltd nor their Agents can accept responsibility for errors or omissions contained therein.

The product specifications detailed here are only intended to give a fair description of the motorcycles, and may not apply to every machine supplied for sale. Kawasaki Motors (UK) Ltd reserve the right to alter specifications without prior notice.

Produced by the Kawasaki Information Service, 7 Linford Forum, Rockingham Drive, Linford Wood, Milton Keynes MK14 6LY, and published by MACC on behalf of Kawasaki Motors (UK) Ltd, No. 1 Dukas Meadow, Millboard Road, Bourne End, Bucks SL8 5XF

Kawasaki Motors (UK) Ltd supports the work of the United Nations Children's Fund, and is an active contributor to this Charity.



S U P E R S P O R T S

NINJA™ ZX-9R

NEW DIRECTION

Metallic Graystone / Pearl Gentry Gray / Ebony



A range of Ninja clothing is now available from the Genuine Kawasaki Accessory range



The Ninja™ is a truly balanced sports bike, providing outstanding performance with sharp handling yet suitable for every day use.

Twin Ram Air Induction helps produce an engine regarded as the best/strongest in its class

Fully adjustable, 41mm dia. upside-down front forks

Ultra-rigid, aluminium perimeter frame

Rider-friendly ergonomics for real-world practicality

Lime Green / Pearl Alpine White / Jet Ski Violet

ZXR750

SCOTT'S WINNER



Lime Green / Pearl Alpine White

Why choose a racer-replica, when you could have a race WINNER replica? For in '93 Scott Russell clinched his No.1 World Superbike plate on a bike derived from the ZXR750R, while the same model won the manufacturers award in FIM World Endurance Championship in '92 and '93.

- Ram Air induction boosts top end performance
- Works-style, pressed aluminium sheet perimeter chassis
- Cartridge style upside-down front forks
- Road-orientated rear shock absorber with corresponding spring rate and damping

NINJA™ ZX-6R

STANDARD SETTER?

Now the Ninja™ concept (class leading power, sports handling and every-day usability) comes to the 600 class, with an all-new design that raises performance levels all round.



Lime Green / Pearl Alpine White

- Compact, short stroke engine gives more power than previous class leader, the ZZ-R600
- Twin Ram Air Induction boosts performance and gives positive throttle response
- Quick-handling, lightweight aluminium perimeter frame
- 41mm dia fully adjustable cartridge forks
- Aerodynamic fairing, yet comfortable riding position



Metallic Eventide / Firecracker Red

NEW FOR '95

ZXR400

WOLF IN WOLF'S CLOTHING

Metallic Eventide / Ebony



Lime Green / Pearl White

Only a little smaller than a 750, quite a bit cheaper and perhaps even more nimble, this is a stunning sports machine. Who cares if it's 'only' a 400?

- Liquid cooled, 16-valve, 4-cylinder engine
- Works-racer style chassis made from sheet aluminium pressings
- 41mm dia. upside-down front forks
- Twin semi-floating front disc brakes with 4-piston calipers


ZZ-R1100

UNDISPUTED KING

Candy Wine Red



- Twin Ram Air Induction assists top end performance
- Designed for comfort, one- or two-up
- Aluminium perimeter style frame based on World Superbike winning technology
- Adjustable 43mm dia. front forks
- High quality finish overall
- New for '95: digital clock



Pearl Purplish Black Mica

The most respected engine of modern motorcycling, but it's not only the amount of power that impresses, it's the seamless manner of delivery too.

Kawasaki



K-CARE
INSURANCE

VERY COMPETITIVE PREMIUMS

Based on model type, not engine displacement

FULL RANGE OF COVER
Available to all over 16 years of age

MANY DISCOUNTS AVAILABLE

- Voluntary excess
- Advanced riders
- Female riders
- Garaged machines
- Kawasaki Riders Club members
- Security device
- Loyalty
- Renewals
- Introductory
- Datagag
- No claims

COURIER RIDERS

Special rates for courier riders

UNDERWRITTEN BY NORWICH UNION

Managed by registered insurance brokers Lowndes Lambert Tel: 0345 515516 (all calls at local rate) for quotations, or from authorised Kawasaki dealers

K-CARE Insurance is not available in Northern Ireland

GPZ1100

TOP TOURING VALUE

Want an easy-handling, large capacity machine with plenty of mile-eating torque and sufficient power to give a truly sporting performance when you're in that frame of mind – all at an affordable price? You've found it.



Luminous Peacock Blue



Firecracker Red

NEW FOR '95

- Engine based on ZZ-R1100 powerplant, but tuned for extra mid-range torque
- Full fairing offers excellent weather protection
- Rigid, high-tensile steel chassis
- Big 22 litre fuel tank, digital clock, adjustable span levers and comfortable riding position
- Factory approved panniers available as optional extras

ZZ-R600

BEST OF BOTH WORLDS?

Power to embarrass some 750s, supple suspension and a race track developed chassis, this is a sports bike with the comfort and everyday practicality of a tourer.

- Twin Ram Air Induction boosts performance and gives positive throttle response
- Perimeter frame made from sheet-aluminium pressings and lightweight alloy casting, Works-racer style
- Suspension improvements include rebound and spring preload adjustment for the front forks
- Excellent weather protection and high quality finish

Firecracker Red



Ebony

Kawasaki



K-CARE
MECHANICAL BREAKDOWN
INSURANCE

K-CARE Mechanical Breakdown Insurance gives comprehensive extended cover to machines no longer covered by Kawasaki's warranty. It is also available on second-hand machines up to 5 years old.

12 or 24 month (renewable) policies are available with no mileage limitations, giving cover against breakage caused by mechanical defect.

**ASK FOR PRECISE
DETAILS OF TERMS
AND COMPONENTS
COVERED**

GPX600R

SPORTING BARGAIN

Want a high performance middleweight at a very attractive price? Look no further! Fore-runner to the ZZ-R600, it has an excellent pedigree and an engine famed for both power and reliability.

Firecracker Red / Metallic Canyon Silver



- FAST (Featherweight Aluminium and Steel Technology) frame is rigid and light
- 16-valve, liquid cooled, 4-cylinder engine
- 16in. wheels for nimble handling
- Bottom-link Uni-Trak rear suspension
- Well proven on both road and track

GPZ500S

FUN ON A BUDGET

- Liquid cooled, 8-valve engine has balance shaft and partial rubber mounting to dampen vibration
- Comfortable riding position
- Light and lean



Carrying rack with pillion grab rail available as optional extra

Metallic Nocturn Blue



Candy Persimmon Red



Hard to believe this is powered by a 498cc, 4-stroke twin: it pulls hard, revs freely and is very smooth. Sports riding, motorway cruising and commuting are all taken in its stride.



K-CARE FINANCE

The easy way to buy a new or used Kawasaki, helping you get on the road quickly, with the minimum of fuss.

The cost of the machine – and even insurance, road tax, clothing and training – can all be spread over a period of time, and arranged by your dealer.

K-CARE Finance is provided by the motorcycle division of Lloyds Bowmaker, part of the Lloyds Bank group.

ASK YOUR DEALER FOR A WRITTEN QUOTATION

GPZ305

A LITTLE BELTER!

Metallic Nocturn Blue



Affordable fun! This lightweight machine is a practical all-rounder and carries a VERY attractive price-tag!

- Free-rewing air-cooled twin cylinder 4-stroke engine
- Toothed belt final drive is long lasting, requires a minimum of maintenance and gives very smooth transmission
- Rated Group 7 for K-CARE Insurance cover

GPX250

BIG FEEL, SMALL BILLS

Ebony



In a class often associated with frenetic 2-strokes, the GPX250 offers something different: 4-stroke power and the sophisticated feel of a 'big Kawasaki'.

- Liquid cooled, 8-valve, twin cylinder, 4-stroke power
- Diamond style frame with box section swing arm
- Dry weight just 138kg

KLE500

STREET FRIENDLY

Pearl Teal Green



Metallic Meadow Mist Silver



Despite its off-road looks, this distinctive sports bike has been designed for city commuting, winding back roads fun and even touring. Its light weight, punchy engine and great handling really prove their worth.

- Torquey, twin-cylinder 4-stroke engine based on GPZ500S's unit, tuned for extra low- and mid-range punch
- Double cradle chassis with 41mm dia. front forks
- Top cowling and 'knuckle fenders' deflect wind from rider's torso and hands



A black-finished engine guard is available as a Genuine Kawasaki Accessory

ZEPHYR SERIES

ZEPHYR 1100

The original 'Z1' 4-cylinder, aircooled muscle bike of 1973 set the style. Now Kawasaki have captured the flavour of that classic with the Zephyr series, but added modern refinements such as cast alloy wheels with wide, low profile tyres, box section swing arms and adjustable piggy-back shock absorbers. And all in a choice of three engine sizes.

Kawasaki's K-CARE Insurance scheme smiles favourably on the Zephyr series too: call 0345-515516 for a quote.



WHEN
BIGGEST
IS BEST

Colour options:
Pearl Boulogne (shown) and
Luminous Vintage Red

ZEPHYR SERIES

ZEPHYR SPORTSTER WITH 750 STYLE

Colour options:
Pearl Purplish Black
Mica (shown) and
Luminous Vintage Red



Chromed engine guards are available as optional extras to suit the entire Zephyr range.

ZEPHYR 550

Colour options:
Luminous Vintage
Red (shown) and
Pearl Purplish Black Mica



FUN ON
A BUDGET

TOURING

1000GTR

LONG DISTANCE
MILE-EATER

Luminous Vintage Red / Pearl Cosmic Grey



Ideal for Continental touring as well as long distance commuting, this high-quality mount provides comfort and excellent weather protection.

- Low maintenance shaft final drive
- Detachable panniers as standard
- Smooth, 4-cylinder liquid cooled engine
- Instrumentation includes twin trip-meters and digital clock
- Uni-Trak rear suspension with air adjustable shock absorber



A high screen option is available to suit all 1000GTR models

TOURING


GT750

Luminous Polaris Blue



GT550

Candy Persimmon Red



PRACTICAL CHOICE

Well proven, easy to maintain, economical and thoroughly dependable – that's why the GTs are so popular with despatch riders, as well as commuters and touring fans on a budget.

- Low maintenance shaft final drive
- Air cooled, 4-cylinder engines have ample power
- Traditional styling, with twin rear shock absorbers featuring air adjustment via single inflation point
- Air adjustable front forks
- Rubber mounted engines reduce vibration

Kawasaki's K-CARE Insurance now offers cover to courier riders!

CUSTOM

VN1500

THE BIG ONE

Candy Cardinal Red / Pearl Cosmic Grey



You simply cannot ignore the VN1500: with its massive 1470cc V-Twin engine surrounded by a sea of chrome and polished alloy it makes no pretence at being subtle, but the quality and attention to detail cannot be denied.

- ❑ Engine torque peaks at just 3,300rpm!
- ❑ Gear driven balance shaft and rubber engine mounts dampen vibration
- ❑ Shaft drive for cleanliness and low maintenance

Genuine Kawasaki accessories to fit this and other Kawasaki Customs include leather saddlebags, backrest, windscreen and engine guard

CUSTOM

VN800

CRUISE
IN STYLE



Optional accessories will be available to suit this model



Pearl Greenish Black

NEW FOR '95



Candy Cardinal Red

A new 55° V-Twin engine powers this no-holds-barred Cruiser which aims to set new standards of handling for this class of machine.

- ❑ 'Rigid' frame look, but with Uni-Trak rear suspension and adjustable shock
- ❑ Front forks have 41mm dia. stanchions set a w-i-d-e 240mm apart
- ❑ Liquid cooled engine tuned for mid-range torque, mated to shaft drive
- ❑ Neat, uncluttered styling

ELIMINATOR 600

MID-RANGE
MUSCLE
MACHINE

NEW FOR '95



Ebony



Pearl Canary Yellow

Drag-strip inspired styling gives long 'n' low lines which, with its 16-valve four cylinder engine topped by 'fireball' graphics, looks like an expensively customised bike - but without the big price tag.

- ❑ Liquid cooled engine provides wide spread of power
- ❑ Shaft drive means more riding, less maintenance
- ❑ Super-low seat height provided by wide, stepped saddle
- ❑ Agile handling, slim lines and low weight
- ❑ 13 litre fuel tank gives a good range

EN500

NEAT 'N' TIDY

Punchy engine, laid back riding position, Classic-custom styling and a low seat height combine to make a classy-looking machine.

Genuine Kawasaki accessories to fit this and other Kawasaki Customs include engine guard, rack, windshield, leather saddlebags and backrest with pad



Candy Cardinal Red / Pearl Cosmic Grey

- ❑ Liquid cooled, vertical twin engine with 8-valve head, tuned for torque
- ❑ Toothed belt final drive is clean, needs minimal maintenance and gives smooth transmission
- ❑ Top quality dual-tone paintwork

EL250

LOOKING GOOD

Long and low with a conventional riding position, this is clearly styled along the lines of a drag racer. Ideal for the budget-conscious rider, or those wanting a step-up from a Learner bike, the EL250 is distinctive, fun and affordable.



Metallic Sonic Blue / Candy Atlantic Blue



Engine guard is available as a Genuine Kawasaki Accessory

- Liquid cooled, 8-valve, vertical twin 4-stroke engine, based on GPX250 powerplant
- Wide section rear tyre, low lines and slash-cut muffler reflect drag-strip image



SECURITY SYSTEM

Kawasaki dealers can supply the DATATAG vehicle marking system which is proving an effective deterrent to motorcycle theft.

The system comprises both electronic transponders which can be hidden within the major components of a motorcycle, plus etching sets to mark mirrors, fairings, side panels, etc. These allow Police officers to quickly identify stolen motorcycles against a massive, computerised, databank – and help prosecute thieves.

KLX650

APART FROM THE HERD


Most rivals are trail bikes in name only, too heavy or unwieldy to be ridden off-road. Not so the KLX650 – it's a genuine trail bike, from the tractable engine to the upside-down front forks and low weight.

Sunbeam Red



Lime Green

Both an engine guard and belly pan are available as accessories to suit the KLX650



- Full KX motocross style perimeter chassis
- Compact and lightweight liquid cooled engine with lots of torque and smooth delivery
- Electric start
- Full 300mm front wheel travel, 285mm rear
- Semi-floating front disc brake

DUAL PURPOSE

KLR650

COST CONSCIOUS?

Want a large capacity trail bike that is at home in the city as well as the trail? Then look at this keenly priced smartly-styled big single.



Forest Bluish Green

NEW FOR '95



Firecracker Red

- Liquid cooled, 4-valve engine tuned with the emphasis on low- and mid-range power for everyday practicality
- Single cradle, high tensile frame with box section swing arm
- 41mm dia. front forks
- Highly competitive price!

DUAL PURPOSE

KLX250

'ULTIMATE' GREEN-LANER?



Lime Green

A compact, high-torque, 4-stroke engine in a lightweight perimeter frame sounds like a formula for success. It is. Andy Robertson won the Clubman's 4-stroke class of the '94 Welsh 2-Day International against pukka enduro machinery...

- 4-valve liquid cooled engine uses alloy bore with Electro-Fusion finish to save weight and increase efficiency
- 43mm dia. front forks resist flexing
- Built-in carrier/rear lifting handles
- Twin-piston caliper for front disc brake
- Slim lines and low weight aid manoeuvrability


DUAL PURPOSE

KLR250

MR VERSATILITY



Ebony



Handy rear carrier now available as a Genuine Kawasaki Accessory

Well proven 4-valve, single cylinder 4-stroke engine is equally adept at providing every day transport as it is exploring green lanes.

Excellent value for money.

- Reliable, liquid cooled engine
- Economical and rated at just Group 6 for K-CARE Insurance
- Kawasaki Automatic Compression Release means fuss-free starting

LEARNER LEGAL

KMX125


DOUBLE THE FUN

Light, easy to handle and with a wide spread of power from its sophisticated 2-stroke engine, the KMX125 excels both on city streets as well as off-road (where legally permitted).




Blue 41

- Disc brakes front and rear provides excellent braking potential
- Balance shaft dampens vibration
- 230mm wheel travel front and rear
- Kawasaki Integrated Power-valve System (KIPS) broadens powerband



Ebony



NO LICENCE?

Visit your nearest Kawasaki dealer and ask for a FREE copy of WAY AHEAD.

Within its 48 colour pages, this publication covers virtually everything you need to know, from current legislation (today you MUST successfully complete a Basic Training course BEFORE you ride on Public Roads) to advice on clothing and a look at current machinery.

The Virgin Vision video 'Pass the Motorbike Test' is also highly recommended, available from Kawasaki dealers or most video retail outlets at around £10.99.

Your dealer can also advise on local training courses.

KE100

TOP VALUE

With its low-insurance attracting 99cc engine, very modest running costs and a 'bargain' price tag, the dual-purpose KE100 makes a lot of economic sense.

- Rated Group 2 by K-CARE Insurance
- Wide spread of power from rotary disc valve 2-stroke engine
- Low seat height of just 805mm
- Off-road capability



Lime Green



The full range of Genuine Kawasaki Accessories is illustrated in a separate colour brochure, available FREE from Kawasaki dealerships. It details clothing, motorcycle accessories, mountain bike clothing and sundry items ranging from a one-tenth scale model of a Z1 to Ninja™ telephones, plus details of how to order them.

AR50

BIKING STARTS HERE

Though it looks like a motorcycle, complete with Uni-Trak rear suspension, cast alloy wheels and wind-cheating quarter fairing, the AR50 is legally a moped – so why ride a motorised bicycle?

- Robust and simple aircooled 2-stroke engine
- Disc front brake
- Close ratio 5-speed gearbox
- Sports riding position



Sunbeam Red



Ebony

MOPED LAW

The minimum age to ride a moped (max. 50cc engine, weighing no more than 250kg and restricted to 30mph) is 16 years. All Learner riders MUST successfully complete a Basic Training Course before riding on Public Roads. Ask your dealer for a (free) copy of Kawasaki's WAY AHEAD publication detailing all the legal requirements.

We advise all those without previous moped/motorcycle experience to take professional training, even if the Law does not insist upon it.

S P E C I F I C A T I O N S

MACHINE (MODEL)	ENGINE	TRANS.	SUSPENSION		WHEELS		DIMENSIONS			
	CAPACITY/TYPE	GEARS FINAL DRIVE	FRONT	REAR	TYRES FR/REAR	BRAKES FR/REAR	W'BASE (mm)	SEAT HT. (mm)	WGHT. (Kg)	FUEL TANK (Ltrs)
VN1500 (VN1500-C2)	1470cc V-twin 4-stroke, liquid cooled. SOHC. 8-valves.	4 Shaft	Tele-forks.	Twin shock absorbers with spring preload adjustment.	100/90-19 150/90-15	Single disc Single disc	1,605	750	257	16
ZZ-R1100 (ZX1100-D3)	1052cc four cylinder, in-line 4-stroke, liquid cooled. DOHC. 16-valves.	6 O-ring chain	43mm dia. tele-forks with preload & rebound damping adjustment.	Uni-Trak with preload and rebound damping adjustment.	120/70ZR17 180/55ZR17	Twin discs Single disc	1,495	780	233	24
GPZ1100 (ZX1100-E1) Provisional	1052cc four cylinder, in-line 4-stroke, liquid cooled. DOHC. 16-valves.	6 O-ring chain	41mm dia. tele-forks.	Uni-Trak with preload and rebound damping adjustment.	120/70ZR17 170/60ZR17	Twin discs Single disc	1,510	790	242	22
ZEPHYR 1100 (ZR1100-A3)	1062cc four cylinder, in-line 4-stroke, air cooled. DOHC. 8-valves.	5 O-ring chain	43mm dia. tele-forks.	Twin shock absorbers with preload, compression and rebound damping adjustment.	120/70V18 160/70V17	Twin discs Single disc	1,500	795	242	19
1000GTR (ZG1000-A9)	997cc four cylinder, in-line 4-stroke, liquid cooled. DOHC. 16-valves.	6 Shaft	41mm dia tele-forks with preload adjustment.	Uni-Trak with air adjustable preload and rebound adjustment.	120/70VR18 150/80VR16	Twin discs Single disc	1,555	790	270	28.5
Ninja ZX-9R (ZX900-B2)	899cc four cylinder, in-line 4-stroke, liquid cooled. DOHC. 16-valves. 11.5:1 comp. ratio. CVKD 40mm carburettors.	6 O-ring chain	41mm upside-down tele-forks, adjustable ride height and 12-way rebound, 7-way comp. damping adj.	Uni-Trak with adjustable preload and 4-way rebound, 20-way comp. damping adjustment.	120/70ZR17 180/55ZR17	Twin discs Single disc	1,440	800	215	20
VN800 (VN800-A1) Provisional	805cc V-twin 4-stroke, liquid cooled. SOHC. 8-valves.	5 O-ring chain	41mm dia. tele-forks.	Uni-Trak with adjustable preload.	80/90-21 140/90-16	Single disc Drum	1,625	735	225	15
ZXR750 (ZX750-L3)	749cc four cylinder, in-line 4-stroke, liquid cooled. DOHC. 16-valves. 11.5:1 comp. ratio. CVKD 38mm carburettors.	6 O-ring chain	41mm upside-down tele-forks, adjustable ride height and 12-way rebound damping adjustment.	Uni-Trak with adjustable preload and 4-way rebound damping adjustment.	120/70ZR17 180/55ZR17	Twin discs Single disc	1,430	800	205	18
ZEPHYR 750 (ZR750-C4)	738cc four cylinder, in-line 4-stroke, air cooled. DOHC. 8-valves.	5 O-ring chain	41mm dia. tele-forks.	Twin shock absorbers with preload and damping adjustment.	120/70H17 150/70H17	Twin discs Single disc	1,455	780	201	17
GT750 (Z750-F9)	738cc four cylinder, in-line 4-stroke, air cooled. DOHC. 8-valves.	5 Shaft	Air adjustable tele-forks.	Twin shock absorbers with air assisted springing and damping adjustment.	100/90H19 120/90H18	Twin discs Single disc	1,480	800	220	24.3
KLX650 (KLX650-C2)	651cc single cylinder, 4-stroke, liquid cooled. DOHC. 4-valves.	5 O-ring chain	43mm upside-down tele-forks.	Uni-Trak with preload adjustment.	90/90-21 130/80-17	Single disc Single disc	1,510	885	153	12
KLR650 (KL650-C1) Provisional	651cc single cylinder, 4-stroke, liquid cooled. DOHC. 4-valves.	5 O-ring chain	41mm dia. tele-forks.	Uni-Trak with preload adjustment.	90/90-21 120/90-17	Single disc Single disc	1,490	870	168	14
Ninja ZX-6R (ZX600-F1) Provisional	599cc four cylinder, in-line 4-stroke, liquid cooled. DOHC. 16-valves.	6 O-ring chain	41mm dia. tele-forks with 12-way rebound, 11-way compression damping plus preload adjustment.	Uni-Trak with adjustable preload and 4-way rebound and 19-way compression damping adjustment.	120/60ZR17 160/60ZR17	Twin discs Single disc	1,415	810	182	18
ZZ-R600 (ZX600-E3)	599cc four cylinder, in-line 4-stroke, liquid cooled. DOHC. 16-valves.	6 O-ring chain	41mm dia. tele-forks with spring preload and damping adjustment.	Uni-Trak with spring preload and damping adjustment.	120/60ZR17 160/60ZR17	Twin discs Single disc	1,430	780	195	18

C A T I O N S

MACHINE (MODEL)	ENGINE	TRANS.	SUSPENSION		WHEELS		DIMENSIONS			
	CAPACITY/TYPE	GEARS FINAL DRIVE	FRONT	REAR	TYRES FR/REAR	BRAKES FR/REAR	W'BASE (mm)	SEAT HT. (mm)	WGHT. (Kg)	FUEL TANK (Ltrs)
GPX600R (ZX600-C7)	592cc four cylinder in-line 4-stroke, liquid cooled. DOHC. 16-valves.	6 O-ring chain	38mm dia. tele-forks.	Uni-Trak with air and damping adjustment.	110/80V16 130/90V16	Twin discs Single disc	1,425	755	180	18
Eliminator 600 (ZL600-B1) Provisional	592cc four cylinder in-line 4-stroke, liquid cooled. DOHC. 16-valves.	6 Shaft	37mm dia. tele-forks.	Twin shock absorbers with spring preload adjustment.	100/90-18 150/80-15	Single disc Drum	1,550	715	200	13
ZEPHYR 550 (ZR550-B5)	553cc four cylinder in-line 4-stroke, air cooled. DOHC. 8-valves.	6 O-ring chain	39mm dia. tele-forks.	Twin shock absorbers with preload and damping adjustment.	110/80H17 140/70H18	Twin discs Single disc	1,435	770	179	15
GT550 (Z550-G9)	553cc four cylinder in-line 4-stroke, air cooled. DOHC. 8-valves.	6 Shaft	Air adjustable tele-forks.	Twin shock absorbers with air assisted springing and damping adjustment.	100/90H19 120/90H18	Twin discs Drum	1,475	800	201	21.5
KLE500 (KLE500-A4)	498cc parallel twin 4-stroke, liquid cooled. DOHC. 8-valves.	6 O-ring chain	41mm dia. tele-forks.	Uni-Trak with spring preload adjustment.	90/90S21 130/80S17	Single disc Single disc	1,510	835	178	15
GPZ500S (EX500-D2)	498cc parallel twin 4-stroke, liquid cooled. DOHC. 8-valves.	6 O-ring chain	37mm dia. tele-forks.	Uni-Trak with spring preload adjustment.	110/70-17 130/70-17	Single disc Single disc	1,435	775	177	18
ENS00 (ENS00-B2)	498cc parallel twin 4-stroke, liquid cooled. DOHC. 8-valves.	6 Toothed belt	37mm dia. tele-forks.	Twin shock absorbers with spring preload adjustment.	100/90-19 140/90-15	Single disc Drum	1,545	720	187	11
ZXR400 (ZX400-L5)	398cc four cylinder, in-line 4-stroke, liquid cooled. DOHC. 16-valves.	6 O-ring chain	41mm dia. upside-down cartridge tele-forks with rebound and ride height adjustment.	Uni-Trak with preload and rebound damping adjustment.	120/60V17 160/60V17	Twin discs Single disc	1,385	760	159	16
GP305 (EX305-B10)	306cc parallel twin 4-stroke, air cooled. SOHC. 4-valves.	6 Toothed belt	Air adjustable tele-forks.	Uni-Trak with spring preload adjustment.	90/90S18 110/80S18	Twin discs Drum	1,355	770	147	17
KLX250 (KLX250-G1)	249cc single cylinder 4-stroke, liquid cooled. DOHC. 4-valves.	6 O-ring chain	Tele-forks with compression damping adjustment.	Uni-Trak with spring preload adjustment.	3.00-21 4.60-18	Single disc Single disc	1,440	890	120	
KLX250 (KL250-D11)	249cc single cylinder 4-stroke, liquid cooled. DOHC. 4-valves.	6 O-ring chain	Air adjustable tele-forks.	Uni-Trak with spring preload and rebound damping adjustment.	3.00-21 4.60-17	Single disc Drum	1,415	855	118	11
EL250 (EL250-D5)	248cc parallel twin 4-stroke, liquid cooled. DOHC. 8-valves.	6 O-ring chain	36mm dia. tele-forks.	Twin shock absorbers with spring preload adjustment.	100/90-17 140/90-15	Single disc Drum	1,490	725	140	11
GPX250R (EX250-F8)	248cc parallel twin 4-stroke, liquid cooled. DOHC. 8-valves.	6 O-ring chain	36mm dia. tele-forks.	Uni-Trak with spring preload adjustment.	100/80-16 130/80-16	Single disc Single disc	1,400	745	138	18
KMX125 (KMX125-B8)	124cc single cylinder 2-stroke, reed valve induction and 2-stage K/PS. Liquid cooled.	6 Chain	Tele-forks.	Uni-Trak with spring preload and rebound damping adjustment.	2.75-21 4.10-18	Single disc Single disc	1,375	865	98	9.3
KE100 (KE100-B13)	99cc single cylinder 2-stroke, disc valve induction. Air cooled.	5 Chain	Tele-forks.	Twin shock absorbers with spring preload adjustment.	2.75-19 3.00-17	Drum Drum	1,285	805	85	9
ARS0 (ARS0-C10)	49cc single cylinder, 2-stroke, reed valve induction. Air cooled.	5 Chain	Tele-forks.	Uni-Trak with spring preload adjustment.	2.50-18 2.75-18	Single disc Drum	1,195	785	78	9.6