



World of Racing.

2-STROKE 97

KTM


TEST BENCH


Put to the acid test.

250 SX and 360 SX: New Kokusan digital ignition, specifically designed for each engine displacement. Featuring modified ignition curves resulting in better low end response and increased overall power.

New 50 mm KTM Non Inverted Magnum fork increases rigidity and reduces flex for more positive steering and greater control. KTM's exclusive axle clamp system reduces underhang for increased clearance in rutted, rocky or deep mud conditions.

Improved, stronger support for power valve.





Shorter, easy-to-change spark plugs.


INNOVATION WITHOUT COMPROMISE.

40 years success in competition. Engines based on the latest state of the art engineering. Materials proved

under the toughest conditions, Everyday, Worldwide.

KTM technology: strong, perfect, developed for victory.

They will never catch you.



Improved cylinder and head castings with new cylinder portings specs on 250, 300 and 360 for increased power.




Öhlins type 3A Works Shock with new rebound and compression settings for even more adjustability and 20 mm longer reservoir to maintain constant oil temperature.

FULL GAS

Start, Finish, Victory.



*New, lighter front and rear disc brakes
in stainless steel.*





250SX

M O T O C R O S S



*New stronger, lighter spokes maintain
KTM wheels as the strongest on the
market while reducing weight.*






New wider cross section aluminium box swingarm provides more rigidity and strength while reducing flex and increasing torsional resistance for improved traction, drive and steering.

360SX

M O T O C R O S S



Plated pipe – low maintenance, hard, protective plating. Looks great!

125SX

M O T O C R O S S






RACING FEVER

To hell and back.





1
E

New seat foam density for a more comfortable ride.



300EXC
E N D U R O

250EXC
E N D U R O



25EXC

N D U R O



The new reinforced radiators feature stronger side bands that are more impact resistant. Also includes direct mounting system for radiator petrol tank shrouds.



360EXC

E N D U R O

All Enduro EXC models have O-Ring chains for the ultimate in reliability, durability and low maintenance.





ENGINE	125 SX	250 SX	360 SX	125 EXC	250 EXC	300 EXC	360 EXC
Displacement	124,8 cc	248,7 cc	354 cc	124,8 cc	248,7 cc	297 cc	354 cc
Bore/Stroke	54,25 x 54 mm	67,5 x 69,5 mm	78 x 74 mm	54,25 x 54 mm	67,5 x 69,5 mm	72 x 73 mm	78 x 74 mm
Transmission	6 gears SX	5 gears SX	5 gears SX	6 gears EXC	5 gears EXC	5 gears EXC	5 gears EXC
Final Drive	13:50	14:50	14:50	13:48	14:50	14:50	14:50
Chain	5/8" x 1/4"	5/8" x 1/4"	5/8" x 1/4"	5/8" x 1/4" O-Ring	5/8" x 1/4" O-Ring	5/8" x 1/4" O-Ring	5/8" x 1/4" O-Ring
Fuel Capacity	9 liters	9 liters	9 liters	9 liters	9 liters	9 liters	9 liters
Fuel	98 ROZ 1:40	95 ROZ 1:40	95 ROZ 1:40	98 ROZ 1:40	95 ROZ 1:40	95 ROZ 1:40	95 ROZ 1:40
Carburetor	Dell'Orto VHSB 37 FD	Keihin PWK 38 mm	Keihin PWK 38 mm	Dell'Orto VHSB 37 FD	Keihin PWK 38 mm	Keihin PWK 38 mm	Keihin PWK 38 mm
Ignition	P.V.L. digital	Kokusan digital 2K-1	Kokusan digital 2K-2	SEM K11 digital	SEM K 11	SEM K 11	SEM K 11
CHASSIS							
Mainframe	chrome-moly	chrome-moly	chrome-moly	chrome-moly	chrome-moly	chrome-moly	chrome-moly
Subframe	aluminium	aluminium	aluminium	chrome-moly	chrome-moly	chrome-moly	chrome-moly
Fork	Marzocchi Magnum Ø 45 mm	Marzocchi Magnum Ø 50 mm	Marzocchi Magnum Ø 50 mm	Marzocchi Magnum Ø 45 mm	Marzocchi Magnum Ø 50 mm	Marzocchi Magnum Ø 50 mm	Marzocchi Magnum Ø 50 mm
Shock	Öhlins rear shock	Öhlins rear shock	Öhlins rear shock	Öhlins rear shock	Öhlins rear shock	Öhlins rear shock	Öhlins rear shock
Wheel Travel front/rear	300/340 mm	300/340 mm	300/340 mm	300/340 mm	300/340 mm	300/340 mm	300/340 mm
Front Rim	1.60 - 21" Excel	1.60 - 21" Excel	1.60 - 21" Excel	1.60 - 21" DID	1.60 - 21" DID	1.60 - 21" DID	1.60 - 21" DID
Rear Rim	2.15 - 19" Excel	2.15 - 19" Excel	2.15 - 19" Excel	2.15 - 18" DID	2.15 - 18" DID	2.15 - 18" DID	2.15 - 18" DID
Front Tire	80/100 - 21" Pirelli MT 18	80/100 - 21" Pirelli MT 18	80/100 - 21" Pirelli MT 18	90/90 - 21" Michelin MP 11*	90/90 - 21" Michelin MP 11*	90/90 - 21" Michelin MP 11*	90/90 - 21" Michelin MP 11*
Rear Tire	100/90 - 19" Pirelli MT 18	110/90 - 19" Pirelli MT 18	110/90 - 19" Pirelli MT 18	130/80 - 18" Michelin MP 11*	130/80 - 18" Michelin MP 11*	130/80 - 18" Michelin MP 11*	130/80 - 18" Michelin MP 11*
Front Brake	disc Ø 260 mm	disc Ø 260 mm	disc Ø 260 mm	disc Ø 260 mm	disc Ø 260 mm	disc Ø 260 mm	disc Ø 260 mm
Rear Brake	disc Ø 220 mm	disc Ø 220 mm	disc Ø 220 mm	disc Ø 220 mm	disc Ø 220 mm	disc Ø 220 mm	disc Ø 220 mm
Steering Angle	27°	26,5°	26,5°	27°	26,5°	26,5°	26,5°
Wheelbase	1429 +/- 10 mm	1469 +/- 10 mm	1469 +/- 10 mm	1429 +/- 10 mm	1469 +/- 10 mm	1429 +/- 10 mm	1429 +/- 10 mm
Seat Height	950 mm	945 mm	945 mm	950 mm	945 mm	945 mm	945 mm
Ground Clearance	380 mm	385 mm	385 mm	380 mm	385 mm	385 mm	385 mm
Weight	90 kg	98,5 kg	98,5 kg	94,5 kg	112 kg	112 kg	112 kg

Technical modifications and prices subject to change without prior notice.

KTM Sportmotorcycle AG
 Harlochnerstr. 13
 A-5230 Mattighofen
 Austria
 Tel. +43(0)7742/6000
 Fax +43(0)7742/6000-7
 Internet: <http://www.ktm.co.at>

