

YAMAHA

TY175JC

YAMAHA





YAMAHA

It's a way of life.

Designed for functional versatility

Designed originally for off-the-road trials riding, the new TY175JC is now equipped with headlamp, stop light, front and rear turn flashers and speedometer making it street-legal and extremely versatile. Able to cross rough terrain with unbelievable agility, the TY175JC is not only a top contender in any trials event, but is also a dependable working bike for farms and ranches. Economical and highly maneuverable, this bike is built to perform where dependable performance is essential, and to offer pleasure plus an ability to go where other bikes would quickly fail.





TY175JC

PERFORMANCE

Min. turning radius 1,500 mm
Min. braking distance 15 m @ 50 km/h

ENGINE

Type 2-stroke, 7-port, Torque Induction,[®] Single
Displacement 171 cc
Bore & Stroke 66×50 mm
Compression ratio 5.9:1
Max. torque 1.3 kg-m @ 5,500 rpm
Lubrication system Autolube
Starting system Primary kick starter
Transmission 6-speed gearbox

DIMENSIONS

Overall length 1,955 mm
Overall width 820 mm
Overall height 1,125 mm
Wheelbase 1,265 mm
Min. ground clearance 270 mm

WEIGHT(NET) 88 kgs.


FUEL TANK CAPACITY 4.0 lit.

OIL TANK CAPACITY 0.3 lit.

TIRES front 2.75-21-4PR


rear 4.00-18-4PR

** Specifications subject to change without prior notice.*




Torque Induction® Engine

Especially designed for trials riding, the rugged 2-stroke, single-cylinder engine is able to smoothly and positively operate from ultra-slow walking speed to making very good time in between sections. With excellent heat-dissipating characteristics and YAMAHA's original Torque Induction®, this engine is highly efficient and is able to maintain a uniform throttle response over the entire power band. Also, lightweight materials and construction techniques have been implemented to further increase the bike's power-to-weight ratio.



Autolube®

As a further convenience feature and to increase the operating efficiency of the engine, Autolube®, YAMAHA's exclusive oil lubrication system, is included on the bike. This system continuously monitors the speed of the engine and throttle opening, and automatically supplies a precise amount of oil, from a separate tank, to be mixed with the fuel. The result is a longer-lasting, cleaner-operating engine.




Transmission

The TY175JC features a 6-speed transmission with a wide overlap in between each range for optimum trials riding. Thoroughly engineered for exacting precision and long-term durability, each gear is especially heat-treated in YAMAHA's ultra-modern facilities. With the lower range of gears for sections and the higher for in between, the TY175JC is ideal for trials riding.



Long travel front forks and " wheel

Long travel front forks and 21" wheel take obstacles and road hazards in stride while contributing to easy handling and positive feel.



Rear Shock Absorbers

The bike uses highly responsive, outer-spring, hydraulically-damped rear shock absorbers which adequately cushion the bike while following the contour of the path, assuring excellent stability and balance. Also, these shocks are adjustable in 5-steps so that the tension of the rear shocks can more accurately match that of the section to be ridden.



YAMAHA

