




# TY50M YAMAHA



The nimble pathfinder. That's the TY50M, a manageable Trials bike that gives superb responses over the slow-motion jolts and judders of bumpy sections and nippy dashes when you want to go places. For trekking across the surprises of rough terrain Yamaha

passed another milestone of enjoyment with this tough little sightseer. Long-stroke front forks to sponge up the shock treatment and a hearty willingness from the single cylinder engine have given it a winning streak- and far more stamina than any footslogger.



#### Engine

The alloy single cylinder reed valve engine of 49 cc has a cast iron sleeve, a bore of 40 mm and stroke of 39.7 mm using an alloy piston fitted with a key-stone type compression ring, gives sporting but economical performance. Efficient engine lubrication is ensured by Yamaha's "autolube" system. Oil from a separate oiltank is injected into the induction port by a pump controlled by the throttle position and engine speed, monitoring oil supply to load requirements of the engine. A rugged, double-cradle trials type frame carries the engine strongly and securely, ensuring excellent balance and control under all riding conditions.

#### Transmission

The 4-speed foot operated gearbox has internal ratios selected to give optimum performance under all types of riding conditions.

#### Brakes

The 110 mm diameter drum brake on the front and the 110 mm diameter drum brake on the rear of the TY50M feature Yamaha's labyrinth-seal double ridge design which prevents water and dust from entering the drum brake and affecting operation. Smooth control braking under all riding conditions.

#### Accessories

The autolube oiltank is positioned under the locking seat together with the 6-volt battery and tools. The seat lock also incorporates a helmet lock for extra security.

#### Suspension

The hydraulic internal spring telescopic front forks having a stroke of 110 mm working in conjunction with the external spring hydraulic rear shock absorbers give maximum stability and manoeuvrability.



#### SPECIFICATIONS

##### ENGINE

Type . . . . . 2-stroke, Torque Induction, Single  
 Displacement . . . . . 49 cc  
 Bore & Stroke . . . . . 40×39.7 mm  
 Compression ratio . . . . . 5.7 : 1  
 Lubrication system . . . . . Autolube  
 Starting system . . . . . Kick starter  
 Primary transmission . . . . . Gear  
 Final transmission . . . . . Chain  
 Gearbox . . . . . 4-speed  
 Carburettor . . . . . Y14P-1A  
 Clutch . . . . . Multi plate, wet  
 Battery . . . . . 6 V, 4 AH  
 Ignition type . . . . . Magneto, CB/Coil

##### DIMENSIONS

Overall length . . . . . 1,790 mm  
 Overall width . . . . . 775 mm  
 Overall height . . . . . 975 mm  
 Seat height . . . . . 700 mm  
 Wheelbase . . . . . 1,190 mm  
 Weight (net) . . . . . 73 kg  
 Fuel tank capacity . . . . . 4.7 lit.  
 Oil tank capacity . . . . . 1.2 lit.  
 Tires front . . . . . 2.50-18-4PR  
 rear . . . . . 3.00-16-4PR  
 Brakes front . . . . . Drum  
 rear . . . . . Drum

\* Specifications subject to change without notice.

GRAHAM NEWPORT MOTOR CYCLES  
 SEYMOUR RD. TROWBRIDGE, BA14 8LS  
 TEL. 65480  
 VAT 139 7994 05