

WR200R

YAMAHA



WR

The Call of the Wild

A direct descendent of Yamaha's YZ racing machines, the WR200R combines the latest discoveries in off-road engine and chassis design for people who like to get away from it all.

The easy-to-handle, intermediate-sized 200cc engine employs Yamaha's exclusive YPVS (Yamaha Power Valve System) to furnish smooth, responsive power in all six wide ratio gears. Its sturdy upside-down front forks and competition-developed Monocross rear suspension combine to provide a smoother ride and excellent handling under a wide range of off road conditions. And it is fitted with a powerful headlamp and bright taillamp.

With its sophisticated specification, the latest high-performance WR200R is just what you need when you're feeling a little wild!




PWS1 (Purplish White Solid 1)



WR200R TECHNICAL SPECIFICATIONS

ENGINE	
Type	2-stroke, liquid-cooled, crankcase reed valve, single cylinder with YPVS
Displacement	199.7cc
Bore and stroke	66.8 X 57.0mm
Compression ratio	6.3 : 1
Maximum power (DIN)	28.0PS (20.6 kW) @ 7,000 rpm
(ISO)	25.1PS (18.5kW) @ 7,000 rpm
Maximum torque	2.8kg-m (27.5 Nm) @ 7,000 rpm
Lubrication	Premix
Carburetion	TM30SS X 1
Ignition	Capacitor discharge
Starter System	Kick
Fuel tank capacity	10.6 litres
Oil tank capacity	0.8 litre
Transmission	6-speed
Final transmission	Chain
CHASSIS	
Overall length	2,145mm
Overall width	835 mm
Overall height	1,335 mm
Seat height	990 mm
Wheelbase	1,460 mm
Min.ground clearance	365 mm
Dry weight	102 kg
Front suspension	Telescopic forks
Rear suspension	Swinging arm (Monocross)
Front brake	Single 245mm Ø disc
Rear brake	Single 220mm Ø disc
Front tyre	80/100-21
Rear tyre	100/100-18





Engine

The WR200R's liquid-cooled 199.7cc, single-cylinder, 2-stroke engine features crankcase reed-valve induction and YPVS for greater torque and lively throttle response. Ceramic-composite cylinder plating reduces engine wear by dissipating heat quickly. Both engine and radiator have been modified for enhanced performance.



Front forks/Brake

Both damping and preload adjustable, the sturdy upside-down front forks contribute significantly to a smoother ride and excellent steering control. And when it's time to stop, the reliable front disc brake helps to accomplish it quickly and evenly.



Rear suspension

One of the superior technologies developed by Yamaha through motor sport competition, the Monocross suspension with its lightweight Deltabox swinging arm and fully adjustable Bilstein-type shock offers unsurpassed impact absorption and handling.



Lamps

The 12-volt lighting system features a handsome, rectangular enduro-style headlamp and bright, compact taillamp for nighttime travel.

Always wear a helmet, eye protection and protective clothing. Yamaha encourage you to ride safely and respect fellow riders and the environment. Specifications and appearance of Yamaha products shown here may vary according to requirements and conditions, and are subject to change without notice. For further details, please consult your Yamaha dealer.

Mitsui Machinery Sales (U.K.) Ltd

Sopwith Drive
The Brooklands Industrial Park
Brooklands, Weybridge, Surrey KT13 0UZ
Tel.: 0932-35 80 00



In harmony with nature
Printed on wood free and
chloride free paper.

YAMAHA

YAMAHA MOTOR EUROPE N.V.
3MC WR200R-93E