


YB100




 **YAMAHA**

Around town, around the campus, around the world if you like, the new Yamaha YB100 has got all the good things going for it: reliable power . . . instant response . . . trouble-free security . . . real riding comfort . . . Plus the lightening-fast maneuverability and eye-catching good looks that make even a routine ride a pleasure trip.

Yamaha's new YB100 lets you take-off cross-country as easily as cross-town. It's built strong - - to let you tour all day and night in safety and comfort. And for economy in running and maintenance - - even in these days of ever-climbing prices - - there's no other bike like it in the class.

Backed by the world-renowned name Yamaha, the new YB100 is the latest and best in lightweight cycles. The complete all-rounder.



PERFORMANCE

Max. speed range 110 km/h
 Climbing ability 22°
 Min. turning radius 1,870 mm.
 Min. braking distance 6.5 m. @ 35 km/h.

ENGINE

Type 2-stroke, Rotary valve, Single
 Displacement 96 c.c.
 Bore & Stroke 52 x 45.6 mm.
 Compression ratio 7.2 : 1
 Max. horsepower (S.A.E. net) 9.7 bhp @ 7,500 r.p.m.
 Max. torque 0.95 kg-m. @ 6,500 r.p.m.
 Lubrication system Autolube
 Starting system Primary kick starter
 Transmission 4-speed gearbox

DIMENSIONS

Overall length 1,915 mm.
 Overall width 785 mm.
 Overall height 1,060 mm.
 Wheelbase 1,190 mm.
 Min. ground clearance 140 mm.

WEIGHT (Net) 92 kgs.

FUEL TANK CAPACITY 8.6 lits.

OIL TANK CAPACITY 1.3 lits.


TIRES front 2.50-18-4PR
 rear 2.50-18-4PR

*Specifications subject to change without prior notice.

Features

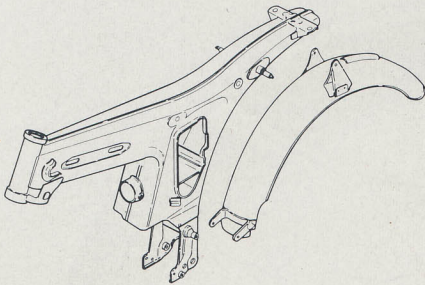
Engine

The new YB100 is powered by a 2-stroke, single cylinder engine, proved over several years to be the most efficient power unit yet developed for this weight machine. The 2-stroke engine operates off a rotary-valve induction mechanism which offers optimum response at all speeds. The rotary-valve design also assures positive intake control of the fuel mixture for a quick smooth response over the entire range of speeds.





Frame

The one-piece rugged backbone type frame is the best choice for this model. Featuring higher strength and rigidity, the backbone type frame efficiently withstands the shocks or impacts of varying degrees coming from bumpy riding surfaces.




Transmission

The YB100's 4-speed transmission is rider-designed and rider-developed to perform at the peak of efficiency. Gear ratios have been selected with the entire range of possible riding conditions in mind. Shift operations are super-smooth - - with no grinding or clashing - - to ensure your comfort and safety at all times.




Fuel tank

The slim, compact design of the 8.6 liter fuel tank not only contributes to the bike's sleek image, it also allows quick, knee-grip maneuverability. And it allows the rider to relax in a natural position, which greatly reduces fatigue, especially on long trips.




Brakes

Probably the one most important safety feature on any bike are the brakes. The Yamaha YB100's brakes - - front and rear - - are designed to be completely dust- and water-proof. Even in nasty, wet weather these brakes can be counted on to perform instantly and dependably. And the 2.5-18 inch tires give positive traction and better control under any kind of condition.




Autolube

Developed by Yamaha especially for 2-stroke engines, this system controls lubrication accurately and automatically. By monitoring the precise speed of the engine and the exact opening of the throttle, the autolube system supplies the correct amount of oil at all times. This results in cleaner burning, improved fuel economy, more efficient engine operation and longer engine life.




Seat

The large, dual seat is a quilted design which is not only nice to look at, but also very comfortable when riding. Durability, comfort and great appearance are a winning combination.



Chromed fenders

A striking appearance is a notable characteristic among fine products. The chromed fenders add quality that is breathtaking to an already forward-thinking style. The tires are safety designed for positive traction and absolute control.



YAMAHA, It's a way of life.



YAMAHA MOTOR N. V.

Postbus 7829 PROF. E. M. Meyerslaan 3
Amstelveen (Amsterdam), Holland

