

MODEL:	ENDURO	FE 450e, FE 550e, FE 650e	ENDURO-range for race-use. Vehicle-philosophy designed on optimal performance of the engine and chassis. All displacement variations come with a 6-speed-gearbox, E-starter and Kick-starter.
DEPT: 1	FE Enduro		





"08 Husaberg TECHNICAL DATA. Last updated in 08/2007.
 NOTE: Husaberg motorcycles are vehicles designed for motor-racing. Therefore, they require the exact compliance with service and maintenance provisions. Husaberg recommends: Ride with caution!



MODEL:	FE 450e	FE 550e	FE 650e
--------	---------	---------	---------

Technical Specifications			
engine	liquid cooled single-cylinder 4-stroke engine	liquid cooled single-cylinder 4-stroke engine	liquid cooled single-cylinder 4-stroke engine
displacement	449.2	549.8	628.3
bore & stroke	100/57.2	100/70	100/80
compression ratio	13:1	11.8:1	11.8:1
valve gear	4 valves / OHC, rocker arms with rollers	4 valves / OHC, rocker arms with rollers	4 valves / OHC, rocker arms with rollers
engine lubrication	pressure circulation, trochoit oil pump	pressure circulation, trochoit oil pump	pressure circulation, trochoit oil pump
filter system	micro filter, flushable oil screen, magnetic screw	micro filter, flushable oil screen, magnetic screw	micro filter, flushable oil screen, magnetic screw
starter	electric starter/kick-starter	electric starter/kick-starter	electric starter/kick-starter
decompression	fully automatic / manual	fully automatic / manual	fully automatic / manual
ignition	Kokusan digital	Kokusan digital	Kokusan digital
battery	yes	yes	yes
carburetor	Keihin MX FCR 39 TPS	Keihin MX FCR 41 TPS	Keihin MX FCR 41 TPS
exhaust system	2-into-1, twin manifold/nickel-plated, aluminium rear muffler	2-into-1, twin manifold/nickel-plated, aluminium rear muffler	2-into-1, twin manifold/nickel-plated, aluminium rear muffler
fuel	unleaded premium-grade gasoline (ROZ 95)	unleaded premium-grade gasoline (ROZ 95)	unleaded premium-grade gasoline (ROZ 95)
transmission	6-speed	6-speed	6-speed
clutch	wet multi-disk clutch, operated hydraulically	wet multi-disk clutch, operated hydraulically	wet multi-disk clutch, operated hydraulically
primary drive	29:78	29:78	29:78
secondary drive	16:40 (open version 14:48)	16:40 (open version 15:48)	16:40 (open version 15:45)
frame	25CrMo4 tempered	25CrMo4 tempered	25CrMo4 tempered
handlebars	Magura SX Alu conifed	Magura SX Alu conifed	Magura SX Alu conifed
front suspension	WP 4860MA HUSABERG ENDURO	WP 4860MA HUSABERG ENDURO	WP 4860MA HUSABERG ENDURO
rear suspension	WP 5018 MCC HUSABERG ENDURO	WP 5018 MCC HUSABERG ENDURO	WP 5018 MCC HUSABERG ENDURO
front/rear susp. travel	295mm/320mm	295mm/320mm	295mm/320mm
front brake cylinder	Brembo 10mm	Brembo 10mm	Brembo 10mm
front brake	Brembo two-piston floating caliper, ø 260mm stainless steel	Brembo two-piston floating caliper, ø 260mm stainless steel	Brembo two-piston floating caliper, ø 260mm stainless steel
rear brake cylinder	Brembo 13mm	Brembo 13mm	Brembo 13mm
rear brake	Brembo single-piston floating caliper, ø 220mm stainless steel	Brembo single-piston floating caliper, ø 220mm stainless steel	Brembo single-piston floating caliper, ø 220mm stainless steel
front rim	Excel 1,6 x 21", AL7 black	Excel 1,6 x 21", AL7 black	Excel 1,6 x 21", AL7 black
rear rim	Excel 2,15 x 18", AL7 black	Excel 2,15 x 18", AL7 black	Excel 2,15 x 18", AL7 black
front/rear tire	90/90-21" / 140/80-18"	90/90-21" / 140/80-18"	90/90-21" / 140/80-18"
wheelbase	1490mm	1490mm	1490mm
seat height/ground clear.	930mm / 380mm	930mm / 380mm	930mm / 380mm
tank capacity	10.5 liters / EU Models 7.5 liters	10.5 liters / EU Models 7.5 liters	10.5 liters / EU Models 7.5 liters
dry weight	109kg	109kg	109kg



8

	Class.	Spez.	Description
MODELL:	SUPERMOTO	FS 550e, FS 650e	SUPERMOTO-range For race-use.
DEPT: 3	FS Supermoto		Vehicle-philosophy designed for street and racetrack use. Road legal for most countries. All displacement variations come with a 6-speed-gearbox, E-starter and Kick-starter.



"08

Husaberg TECHNICAL DATA. Last updated in 08/2007.



NOTE: Husaberg motorcycles are vehicles designed for motor-racing. Therefore, they require the exact compliance with service and maintenance provisions. Husaberg recommends: Ride with caution!



8

MODEL:	FS 450e	FS 650e
--------	---------	---------

Technical Specifications		
engine	liquid cooled single-cylinder 4-stroke engine	liquid cooled single-cylinder 4-stroke engine
displacement	449.2	628.3
bore & stroke	100/57.2	100/80
compression ratio	13:1	11.8:1
valve gear	4 valves / OHC, rocker arms with rollers	4 valves / OHC, rocker arms with rollers
engine lubrication	pressure circulation, trochoit oil pump	pressure circulation, trochoit oil pump
filter system	micro filter, flushable oil screen, magnetic screw	micro filter, flushable oil screen, magnetic screw
starter	electric starter/kick-starter	electric starter/kick-starter
decompression	fully automatic / manual	fully automatic / manual
ignition	Kokusan digital	Kokusan digital
battery	yes	yes
carburetor	Keihin MX FCR 41 TPS	Keihin MX FCR 41 TPS
exhaust system	2-into-1, twin manifold/nickel-plated, aluminium rear muffler	2-into-1, twin manifold/nickel-plated, aluminium rear muffler
fuel	unleaded premium-grade gasoline (ROZ 95)	unleaded premium-grade gasoline (ROZ 95)
transmission	6-speed	6-speed
clutch	wet multi-disc clutch, operated hydraulically	wet multi-disc clutch, operated hydraulically
primary drive	29:78	29:78
secondary drive	16:38 (open version 15:40)	16:38 (open version 15:40)
frame	25CrMo4 tempered	25CrMo4 tempered
handlebars	Magura SX Alu conifed	Magura SX Alu conifed
front suspension	WP USD 4860MA HUSABERG SUPERMOTO	WP 4860MA HUSABERG SUPERMOTO
rear suspension	WP 5018 DCC PDS HUSABERG SUPERMOTO	WP 5018 DCC PDS HUSABERG SUPERMOTO
front/rear susp. travel	275mm/288mm	275mm/288mm
front brake cylinder	FTE 17, 46mm	FTE 17, 46mm
front brake	FTE four-piston radial mounted floating caliper, ø 310mm stainless steel	FTE four-piston radial mounted floating caliper, ø 310mm stainless steel
rear brake cylinder	Brembo 13mm	Brembo 13mm
rear brake	Brembo single-piston floating caliper, ø 220mm stainless steel	Brembo single-piston floating caliper, ø 220mm stainless steel
front rim	Behr 3.5x17", black	Behr 3.5x17", black
rear rim	Behr 4,25x17", black	Behr 4,25x17", black
front/rear tire	120/70-17" / 150/60-17"	120/70-17" / 150/60-17"
wheelbase	1481	1481
seat height/ground clear.	870mm / 320mm	870mm / 320mm
tank capacity	10.5 liters	10.5 liters
dry weight	112kg	112kg





Series	Models	Class.	Concept
2008	FE/FS	Enduro/Supermotard	Maximal stability with minimal weight and easily serviceable. The chassis are made and set up for each different use using the best components. Numerous individual set-up possibilities. ENDURO models now with narrower 7.5-liter tank (USA models with 10.5-liter tank). Dry weight from approx. 109kg.
<h1>Chassis</h1>			




Very light paying attention to optimal functionality. Fast access to all important parts as well as the quick release air filter accessible through the seat; light frame constructed out of tempered 25 CrMo4-steel, sub-frame made out of BTR120 steel, stiffening around the swing arm pivot and steering head; Excel rims with double thick spokes; flexible steel brake lines; Keihin carburettor. Suspension strut with revised matching yellow spring; black anodised front wheel fork-construction with a homogeneous curve and new setting for precise response and optimised seal. Steering stem made out of high strength aluminium.

Series	Models	ccm	Concept
2008	FE/FS	450/550/650	Engine-series with revolutionary extremely compact method of construction. For model year 2008, lots of detailed improvements have been made for better durability under extreme use conditions. Fitted with electric starter and kick-starter.
<h1>Engine</h1>			



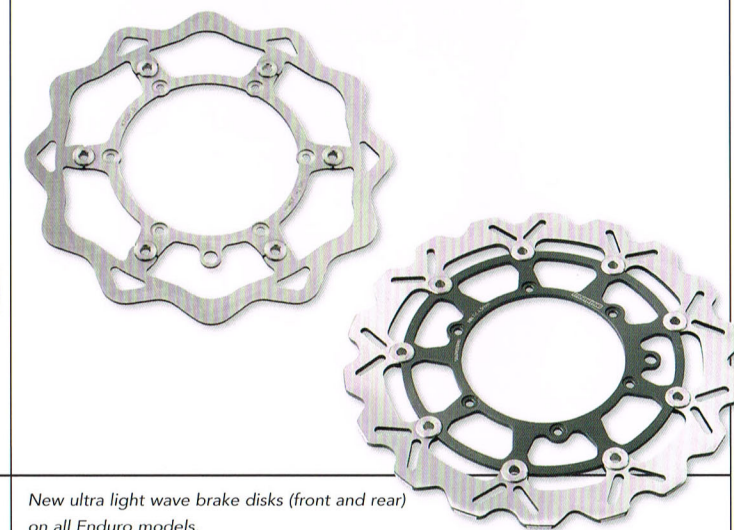
Compact and light construction with deep centre of gravity; width under 260mm; high performance camshaft; reinforced valve cover for increased number of revolutions; water pump in the clutch cover; water pump driven by the crank shafts revolutions for optimal cooling.

Hydrostatic lubrication system with Trochoid oil pump; 3 times filter system (magnet, screen and oil filter) without breakable external lines; Oil level control through the view glass; fast access to the clutch through the divided clutch cover; Kokusan ignition; shift lever made out of forged aluminium. Stop disks in the transmission with increased projection.



New small 7.5 liter fuel tank for better handling on European Enduro models. (USA/AUS-Model with 10.5l-tank).

CNC machined, anodized blue cover on Enduro models.



Black Rims with extremely light spokes and machined hub on all Enduro models.

New ultra light wave brake disks (front and rear) on all Enduro models.

"08 TECHNICAL DATA Husaberg. Last updated in 08/2007.

REFERENCE: Husaberg-motorcycles are race sport-vehicles. They require exact compliance of the service and maintenance directions. Husaberg advises: Ride carefully!



"08 TECHNICAL DATA Husaberg. Last updated in 08/2007.

REFERENCE: Husaberg-motorcycles are race sport-vehicles. They require exact compliance of the service and maintenance directions. Husaberg advises: Ride carefully!



	Class.	Spez.	Description
MODELL:	SUPERMOTO	FS 450c, FS 650c	SUPERMOTO-range for race-use. Vehicle-philosophy designed for high performance racetrack use, no lighting system, a 6-speed gearbox, E-starter and kick-starter.
DEPT: 3	FS Sc Supermoto		



"08

Husaberg TECHNICAL DATA. Last updated in 08/2007.

NOTE: Husaberg motorcycles are vehicles designed for motor-racing. Therefore, they require the exact compliance with service and maintenance provisions. Husaberg recommends: Ride with caution!

MODEL:	FS 650c
Technical Specifications	
engine	liquid cooled single-cylinder 4-stroke engine
displacement	628.3
bore & stroke	100/80
compression ratio	11.8:1
valve gear	4 valves / OHC, rocker arms with rollers
engine lubrication	pressure circulation, trochoit oil pump
filter system	micro filter, flushable oil screen, magnetic screw
starter	electric starter/kick-starter
decompression	fully automatic / manual
ignition	Kokusan digital
battery	yes
carburetor	Keihin MX FCR 41 TPS
exhaust system	2-into-1, twin manifold/nickel-plated, aluminium rear muffler
fuel	unleaded premium-grade gasoline (ROZ 95)
transmission	6-speed
clutch	wet multi-disc clutch, operated hydraulically
primary drive	29:78
secondary drive	16:38
frame	25CrMo4 tempered
handlebars	Magura SX Alu conified
front suspension	WP 4860MA HUSABERG SUPERMOTO
rear suspension	WP 5018 DCC PDS HUSABERG SUPERMOTO
front/rear susp. travel	275mm/288mm
front brake cylinder	FTE 17, 46mm
front brake	FTE four-piston radial mounted floating caliper, ø 310mm stainless steel
rear brake cylinder	Brembo 13mm
rear brake	Brembo single-piston floating caliper, ø 220mm stainless steel
front rim	Behr 3.5x17", black
rear rim	Behr 5x17", black
front/rear tire	120/60-17" / 160/63-17"
wheelbase	1481
seat height/ground clear.	870mm / 320mm
tank capacity	10.5 liters
dry weight	110kg

