

THE FREE

*Spirit*



**HONDA**

MOTORBIKE CATALOGUE



**JAWA – CZ Motorbikes and Mopeds embrace classic styling and are built to the highest standards. Manufactured in Czechoslovakia, they represent outstanding value.**

**In every category, from the Moped "Economy" run-around to the power of the 640 Motorcycle, JAWA – CZ has set the standard for affordable motorcycling.**

**Experience the handling, speed and efficiency, plus that special feeling only a JAWA – CZ bike can give. All this plus the simplicity of maintenance. No other range of Mopeds or Motorcycles offers so much at such low prices.**

**Dreams do come true – and more when you choose JAWA – CZ.**

There's nothing quite like the feel, reliability or value for money that the JAWA 350/640 offers. Tried and time proven with a constantly growing loyal following, this motorcycle represents unrivalled classic styling. It is what you've been looking for in a bike – power, reliability, simplicity of maintenance at a low low price.

# JAWA

350/640



Front Disc Brake



Ergonomically designed instrument layout

# JAWA

350/632



Cutting down the miles, the JAWA 350/632 is equally at home in the city as it is on the motorway. For riders who demand comfort as well as speed, this traditionally styled machine offers all that, plus the benefits of economy and versatility. You'll be surprised how little you need to spend when you choose a JAWA. "The combination of experience and proven engineering".



Traditional power unit of the JAWA 350 (632)

# JAWA

ECONOMY

Slip through the city traffic on this stylish, low-cost JAWA moped. You'll love it from the very first moment. Light to handle and easy to maintain, this superb run-around offers real economic travel. The fun way to be on the move.



There's nothing like being free to travel round town without having to wait. Ride through the traffic jams on the two-geared stylish JAZZ. The gentle kickstart allows you to start the engine while stationary. The small bike that's affordable and practical.




Jazz Kick start two speed engine




# JAWA

350/638

350/639



All alloy engine



Fully enclosed chain

Go for a cruise down a motorway or a trip round a town. There comes a time when you need to move, to travel, and this machine will take you anywhere you need to go. Climb on the JAWA 350/638 and experience the style and comfort this superbly engineered motorcycle offers. A front disc brake is fitted as standard to model 350/639.

## PASSENGER



Add a Velorex sidecar to your motorcycle for economical family travel. With deep upholstered seat and carrying compartment, it's the ideal way to increase the versatility of your motorcycle.




Storage compartment on Velorex side car

There's no better feeling to a true enthusiast than the responsive power and the ease of maintenance of the CZ motorcycle equally at home idling through a country lane or weaving through the city traffic. The positive handling and excellent suspension make the rider feel at ease with his machine. Enjoy your biking on a CZ125 – it take's some beating.



CZ125



Latest alloy swinging arm for added comfort to your ride.





## SPECIFICATIONS

## MOPEDS

	JAWA 350/640	JAWA 350/632	JAWA 350/638	JAWA 350/639	CZ 125	ECONOMY	JAZZ
ENGINE	Air cooled, two stroke twin cylinder	Two stroke twin cylinder	Two stroke twin cylinder	Two stroke twin cylinder	Air cooled, two stroke twin cylinder	Air cooled, two stroke twin cylinder	Air cooled, two stroke twin cylinder
CYLINDER VOLUME	343.5 cm <sup>3</sup>	343.47 cc	343.47 cc	343.47 cc	123.2 cc	49 cc	49 cc
BORE/STROKE	58 x 65 mm	58 x 65 mm	58 x 65 mm	58 x 65 mm	52 x 58 mm	39/41 mm	39/41 mm (1.55/1.61")
COMPRESSION RATIO	9 • 8:1	9 • 2:1	9 • 8:1	9 • 8:1	8 • 6:1	9:1	9:1
ENGINE OUTPUT	18 kw (25 hp) at 5,250 rpm	16 kw (22 hp) at 5,250 rpm	18 kw (25 hp) at 5,500 rpm	18 kw (25 hp) at 5,500 rpm	8.5 kw (11.5hp) at 5,500 rpm	1.75 kw (2.38 hp) at 5,000 rpm	1.75 kw (2.38 hp) at 5,000 rpm
CARBURETTOR	JIKOV 28/38	JIKOV 2926	JIKOV 28/38	JIKOV 28/38	AMAL 625	JIKOV 2912 DC	JIKOV 2912 DC
FUEL	Petrol/Oil mix	Petrol/Oil mix	Petrol/Oil mix	Petrol/Oil mix	Petrol/Oil mix	Petrol/Oil mix	Petrol/Oil mix
IGNITION	12V alternator 180w	12V 3 phase alternator	12V alternator 180w	12V alternator 180w	6V dynamo-battery	6V, thyristorized, contactless	6V thyristorized contactless
GEARBOX	Four speed	Four speed	Four speed	Four speed	Four speed	Single speed	Two speed
SUSPENSION - FRONT	Telescope fork with steel coil springs hydraulic shock absorbers stroke 150mm	Telescope fork with steel coil springs hydraulic shock absorbers stroke 150mm	Telescope fork with steel coil springs hydraulic shock absorbers stroke 150mm	Telescope fork with steel coil springs hydraulic shock absorbers stroke 150mm	Telescope fork with hydraulic damper stroke 150mm	Telescope fork, 60 mm stroke	Telescopic fork, 60 mm stroke
SUSPENSION - REAR	Swinging arm with steel coil springs hydraulic shock absorbers adjustable in four positions stroke 80mm	Swinging arm with steel coil springs hydraulic shock absorbers adjustable in four positions stroke 80mm	Swinging arm with steel coil springs hydraulic shock absorbers adjustable in four positions stroke 80mm	Swinging arm with steel coil springs hydraulic shock absorbers adjustable in four positions stroke 80mm	Swinging fork, telescopic dampers adjustable 4 positions 80-100mm stroke	Swinging fork, 60 mm stroke	Swinging fork, 60 mm stroke
BRAKE - FRONT	Hydraulic disc dia. 265 mm	Twin leading shoe dia. 160 x 35 mm	Twin leading shoe dia. 160 x 35 mm	Hydraulic disc dia. 265 mm	Twin leading shoe dia. 160 x 35 mm	Internal-expanding shoe brake, dia. 85 x 20 mm	Internal-expanding shoe brake, dia. 85 x 20 mm
BRAKE - REAR	Mechanical, single-cam shoe brake dia. 160 x 35 mm	Single leading shoe dia. 160 x 35 mm	Single leading shoe dia. 160 x 35 mm	Single leading shoe dia. 160 x 35 mm	Single leading shoe dia. 160 x 35 mm	Internal-expanding shoe brake, dia. 85 x 20 mm	Internal-expanding shoe brake, dia. 85 x 20 mm
DRY WEIGHT	149 kg	156 kg	150 kg	150kg	120 kg	51 kg	51 kg
TANK CAPACITY	17 litres	17 litres	17 litres	17 litres	13 litres	4.2 litres	4.2 litres
COLOURS							
Metallic Blue	*					*	*
Metallic Red	*	*	*	*	*		*
Metallic Silver			*	*		*	*
Metallic Violet							*
Black			*	*	*		
White						*	*
3.92							
All Jawa-CZ motorcycles include a comprehensive tool kit and tyre inflator.						DRY WEIGHT	MAX. LOAD WEIGHT
Specifications subject to change without notice. Colours and models subject to availability.					SIDE CAR	70 kg	69 kg
							COLOUR
							Metallic Red Metallic Silver

### DEALER



Economically priced **Barum** tyres are also available through your Dealer.

# JAWA-CZ

Motokov (U.K.) Ltd., Motorcycle & Tyre Division,  
Bergen Way, North Lynn Industrial Estate, King's Lynn, Norfolk PE30 2JH.  
Telephone: King's Lynn (0553) 761176