

MX100





Each year the Yamaha lightweight motocrossers run two stiff races: The race with other machines on courses across the country, and the race for engineering perfection.

The MX100 is the winner of both events.

Torque Induction provides immediate throttle response throughout the power range. Thermal-Phase oil cooling is built into the rear

shocks. The expansion chamber is tucked under the seat. The fenders are tough, lightweight and flexible polypropylene. In all, a combination of features that can't be found on machines twice as big and twice as expensive.


Will it win? Look at the race results.

Chances are you'll see the word Yamaha following the names of the top riders. That's the MX100 they're talking about. It's the perfect lightweight MX machine, and there's only one thing that will make it better. That is, when the name in front of the word Yamaha, is yours.


Features




Autolube® constantly adjusts the flow of oil into the fuel mixture according to engine load and speed, resulting in increased engine life. For those who want to save a little weight and pre-mix, the unit is easily detachable.




Lightweight polypropylene fenders are virtually unbreakable. Fiberglass seat assembly is also featherlight, but well padded. Conical hubs reduce unsprung weight without reducing braking efficiency.




Full double loop frame, proven on the highly successful Yamaha factory motocrossers, cradles the engine lower, results in lower center of gravity, better steering geometry, and better handling.



Thermal-Phase rear shocks have built-in oil coolers to prevent overheating, no matter how hard or long you ride.



Torque Induction, Yamaha's unique intake system, utilizes a reed valve to feed the engine the exact amount of fuel and air it needs. The result is more horsepower, particularly at low rpm's.



Expansion chamber/silencer design cuts down noise without cutting down power. Over-the-top configuration results in better road clearance, less chance of burns.



MX100B ENGINE

Type	2-stroke, Torque Induction, Single
Displacement	97 cc (5.92 cu.in.)
Bore & Stroke	2.047 x 1.795 in.
Compression ratio	8.3 : 1
Max. torque	8.1 ft.-lb. @ 9,500 rpm
Lubrication system	Autolube and Pre-mix
Starting system	Primary kick starter
Ignition system	Flywheel Magneto
Transmission	5-speed gearbox

DIMENSIONS

Overall length	76.0 in.
Overall width	36.4 in.
Overall height	42.3 in.
Wheelbase	50.8 in.
Min. ground clearance	9.1 in.

FUEL TANK

Capacity	1.59 U.S. gal.
----------	----------------

OIL TANK

Capacity	0.48 U.S. qts.
----------	----------------

TIRES

Front	2.75-19-4PR
Rear	3.00-18-4PR

Specifications subject to change without notice.

**Someday,
you'll own a Yamaha.**

YAMAHA INTERNATIONAL CORPORATION
6600 Orangewood Ave., Buena Park, California 90620
Printed in Japan IIT-11035-09-01

