

PIED WRIGHT
for New & Used Motor Cycles & Scooters
MILL STREET
Phone TROWBRIDGE 2369




SUZUKI '79

HERON SUZUKI



the getaway bike

SUPER BIKES



NEW GS1000S


SPECIFICATION: Maximum horsepower: 90.0hp/8000rpm. SAE NET. Engine: 997cc. 4-stroke, air-cooled, DOHC, 4-cylinder. Transmission: 5-speed constant mesh. Starter: Electric. Overall length: 2225mm (87.6in). Overall width: 755mm (29.72in). Overall height: 1145mm (45.08in). Dryweight: 238kg (524.69lbs). Colours: Red/white, Blue/white.

How do you make the new king of the road even more impressive? You equip it with a built-in windshield, central choke on instrument panel, clock, oil temperature gauge and an accessory terminal. Distinctive 'custom trim', legendary GS1000 power and performance.

GS1000

SPECIFICATION: Maximum horsepower: 90.0hp/8000rpm. SAE NET. Engine: 997cc. 4-stroke, air-cooled, DOHC, 4-cylinder. Transmission: 5-speed constant mesh. Starter: Electric. Overall length: 2195mm (86.4in). Overall width: 850mm (33.5in). Overall height: 1175mm (46.3in). Dryweight: 234kg (509lbs). Colours: Black, red, blue.

A superbike in every sense with the emphasis on performance, handling and comfort. Maximum speed is 134-137mph. Features include an over-square engine, infinitely variable pneumatic coil spring suspension and high speed V tyres for superb stability at all speeds.




NEW GS850 SHAFT DRIVE

SPECIFICATION: Maximum horsepower: 77.0hp/8500rpm. SAE NET. Engine: 843cc. 4-stroke, air-cooled, DOHC, 4-cylinder. Transmission: 5-speed constant mesh. Starter: Electric and kick. Overall length: 2235mm (87.993in). Overall width: 735mm (28.94in). Overall height: 1145mm (45.08in). Dryweight: 253kg (557.77lbs). Colours: Red, blue, black.

There's never been a shaft drive as well thought out as this one. Suzuki's engineers have developed an uncannily smooth and responsive transmission—the nearest thing yet to turbine smooth power. If you want more shift from a shaft, it has to be the GS850.

**Please note that a flat dual seat is fitted to machines for the U.K. market.*



the getaway bike


SUPER BIKES



GS750

SPECIFICATION: Maximum horsepower: 68.0hp/8500rpm. SAE NET. Engine: 748cc, 4-stroke, air-cooled, DOHC, 4-cylinder. Transmission: 5-speed constant mesh. Starter: Electric and kick. Overall length: 2225mm (87.6in). Overall width: 870mm (34.3in). Overall height: 1170mm (46.1in). Dryweight: 223kg (492lbs). Colour: Black, red, blue.

A bike which can take you to the far ends of the world and back. The 4-cylinder power plant is so responsive that the effective top gear range begins at 20mph and extends all the way up to 120mph. An effortless touring machine—fast, beautifully balanced and supremely comfortable.



GS550

SPECIFICATION: Maximum horsepower: 51.0hp/9000rpm. SAE NET. Engine: 549cc, 4-stroke, air-cooled, DOHC, 4-cylinder. Transmission: 6-speed constant mesh. Starter: Electric and kick. Overall length: 2175mm (85.6in). Overall width: 725mm (28.5in). Overall height: 1120mm (44.1in). Dryweight: 203kg (448lbs). Colours: Black, red, blue.

The machine that has been acclaimed by the motorcycle press. A “mini-750” with maximum performance and impeccable road manners. One of the most beautifully proportioned bikes on the road with a well designed frame and excellent suspension.




NEW GS425

SPECIFICATION: Maximum horsepower: 40.0hp/8500rpm. SAE NET. Engine: 423cc, 4-stroke, air-cooled, DOHC, 2-cylinder. Transmission: 6-speed constant mesh. Starter: Electric and kick. Overall length: 1985mm (78.15in). Overall width: 700mm (27.56in). Overall height: 1060mm (41.73in). Dryweight: 170kg (374.78lbs). Colours: Red, blue, black.

Suzuki have got everything together in one, purposeful-looking sports tourer. A great feature of this rapid bike is the relaxed way it goes about things—vibration is virtually non-existent throughout the speed range.




the getaway bike




GT380

SPECIFICATION: Maximum horsepower: 37.0hp/7500rpm. SAE NET. Engine: 371cc. 2-stroke. Ram Air cooled. 3 cylinders. Transmission: 6-speed constant mesh. Starter: Primary kick. Overall length: 2090mm (82.3in). Overall width: 815mm (32.1in). Overall height: 1125mm (44.3in). Dryweight: 171kg (377lbs). Colours: Blue, scarlet, silver.



GT250X7

SPECIFICATION: Maximum horsepower: 29hp/8000rpm. SAE NET. Engine: 247cc. 2-stroke, 2 cylinders. Air cooled. Transmission: 6-speed constant mesh. Starter: Primary kick. Overall length: 2010mm (79.1in). Overall width: 815mm (32.1in). Overall height: 1090mm (43.6in). Dryweight: 128kg (282lbs). Colours: Red, white, blue.



NEW GT200X5

SPECIFICATION: Maximum horsepower: 20.0hp/8000rpm. SAE NET. Engine: 196cc. air cooled, 2-stroke, twin. Transmission: 5-speed constant mesh. Starter: Electric and kick. Overall length: 1965mm (77.36in). Overall width: 695mm (27.36in). Overall height: 1030mm (40.55in). Dryweight: 123kg (271lbs). Colours: Yellow, blue.




NEW SB200

SPECIFICATION: Maximum horsepower: 18.3hp/7500rpm. SAE NET. Engine: 196cc. air cooled, 2-stroke Twin. Transmission: 4-speed constant mesh. Starter: Primary kick. Overall length: 1980mm (77.95in). Overall width: 820mm (32.28in). Overall height: 1070mm (42.13in). Dryweight: 116kg (256lbs). Colours: Red, blue.



GT185


SPECIFICATION: Maximum horsepower: 20.0hp/7500rpm. SAE NET. Engine: 184cc. 2-stroke. Ram Air cooled. 2 cylinders. Transmission: 5-speed constant mesh. Starter: Electric and kick. Overall length: 1980mm (78.0in). Overall width: 760mm (29.9in). Overall height: 1010mm (39.8in). Dryweight: 115kg (253lbs). Colours: Red, white, blue.



GT125


SPECIFICATION: Maximum horsepower: 16.0hp/9500rpm. SAE NET. Engine: 124cc. 2-stroke. 2-cylinders. Transmission: 5-speed constant mesh. Starter: Primary kick. Overall length: 1910mm (75.2in). Overall width: 770mm (30.3in). Overall height: 1065mm (41.9in). Dryweight: 108kg (238lbs). Colours: Red, white, blue.

Also available the GT125EC with alloy wheels.



GP125

SPECIFICATION: Engine: 123cc. 2-stroke, disc valve. Maximum horsepower 15hp/8500rpm. SAE NET. Transmission: 5-speed constant mesh. Overall length: 1895mm (74.6in). Overall height: 1040mm (40.9in). Overall width: 760mm (29.9in). Dry-weight: 93kg (205lbs). CI lubrication. Colours: Red, blue.




GP100

SPECIFICATION: Maximum horsepower: 12.0hp/8500rpm. SAE NET. Engine: 98cc. rotary valve, 2-stroke. Single cylinder. Air cooled. Transmission: 5-speed constant mesh. Starter: Primary kick. Overall length: 1910mm (75.2in). Overall width: 770mm (30.3in). Overall height: 1065mm (41.9in). Dry-weight: 88kg (194lbs). Colours: Red, blue.



A100

SPECIFICATION: Maximum horsepower: 9.4hp/7500rpm. Engine: 98cc. 2-stroke, rotary disc valve. Single cylinder. Transmission: 4-speed constant mesh. Overall length: 1830mm (72.0in). Overall width: 760mm (29.9in). Overall height: 1010mm (39.8in). Dryweight: 83kg (183lbs). Colours: Blue, red.



GT50

SPECIFICATION: Engine: 49cc. 2-stroke, reed valve, air-cooled. Single cylinder. Transmission: 5-speed constant mesh. Starter: Primary kick. Overall length: 1815mm (71.5in). Overall width: 685mm (27.0in). Overall height: 955mm (37.6in). Dry-weight: 71kg (156lbs). Colours: Red, blue, white.



FR80

SPECIFICATION: Maximum horsepower: 6.8hp/6500rpm SAE NET. Engine: 79cc. 2-stroke, air-cooled. Single cylinder. Transmission: 3-speed. Automatic clutch. Overall length: 1825mm (71.9in). Overall height: 1050mm (41.3in). Overall width: 650mm (25.6in). CCI lubrication. Dry-weight: 73kg (161lbs). Colours: Red, blue.

Every effort is made to ensure that at the time of going to press specifications contained in this brochure are accurate for each model in the range. Particular machines may, however, have specifications which vary from those set out herein. Further, the specifications set out herein are subject to change without notice and major changes may be made. You must, therefore consult your local Suzuki Dealer to obtain accurate information as to the specifications of any particular machine or model.

Because each country has its own individual traffic regulations for indicators, mirrors, etc., along with special preferences for particular styling and finish, certain items of equipment illustrated in the international leaflets on the Suzuki range may, or may not, be fitted to some machines available in the UK. You must, therefore, consult your local Suzuki Dealer on the question of original equipment fitted to the machine of your choice. There may be slight product colour variations from colours printed in this leaflet.

HERON SUZUKI GB LIMITED.

87 Beddington Lane, Croydon, Surrey CR0 4TD.
Tel: 01-689 8111

Printed by Ingersoll Printers Ltd.



the getaway bike

TRAIL BIKES



SP370

SPECIFICATION: Maximum horsepower: 25hp/7500rpm. SAE NET. Engine: 369cc. 4-stroke, single cylinder, OHC. Transmission: 5-speed constant mesh. Starter: Primary kick. Overall length: 2170mm (85.4in). Overall width: 860mm (33.8in). Overall height: 1150mm (45.2in). Dry-weight: 124.5kg (274lbs). Colours: Red, silver.



TS250

SPECIFICATION: Maximum horsepower: 23.0hp/6000rpm. SAE NET. Engine: 246cc. 2-stroke, single cylinder. Transmission: 5-speed constant mesh. Starter: Primary kick. Overall length: 2160mm (85.0in). Overall width: 870mm (34.3in). Overall height: 1130mm (44.5in). Dryweight: 118kg (260lbs). Colours: Red, yellow, blue.



NEW TS185

SPECIFICATION: Maximum horsepower: 16.5hp/5500rpm. SAE NET. Engine: 183cc. 2-stroke, single cylinder. Transmission: 5-speed constant mesh. Starter: Primary kick. Overall length: 2175mm (85.6in). Overall width: 835mm (32.9in). Overall height: 1125mm (44.3in). Dry-weight: 102kg (225lbs). Colours: Red, blue, green.



NEW TS125

SPECIFICATION: Maximum horsepower: 13.5hp/8000rpm. SAE NET. Engine: 123cc. 2-stroke, single cylinder. Transmission: 6-speed constant mesh. Starter: Primary kick. Overall length: 2120mm (81.7in). Overall width: 800mm (33.5in). Overall height: 1079mm (42.5in). Dry-weight: 94kg (207lbs). Colours: Red, blue, white.



NEW TS100

SPECIFICATION: Maximum horsepower: 10.5hp/8000rpm. SAE NET. Engine: 98cc. 2-stroke, single cylinder. Transmission: 5-speed constant mesh. Starter: Primary kick. Overall length: 2065mm (81.3in). Overall width: 800mm (31.5in). Overall height: 1074mm (42.3in). Dry-weight: 89kg (196lbs). Colours: Red, blue, white.



NEW TS50

SPECIFICATION: Maximum horsepower: 2.92hp/6000rpm. SAE NET. Engine: 49cc. single cylinder, air cooled, 2-stroke. Transmission: 5-speed constant mesh. Starter: Primary kick. Overall length: 1855mm (78.03in). Overall width: 775mm (30.51in). Overall height: 990mm (38.98in). Dryweight: 71kg (156.53lbs). Colours: Red, white, blue.



the getaway bike