

YAMAHA

XTZ660 TÉNÉRÉ



Yamaha XTZ660 Ténéré. For when it's time to break free.



You know the feeling. When something inside tells you it's time to break free from your daily routine.

And there's no better way of discovering the Spirit of Adventure than on the Yamaha XTZ660 Ténéré.



Developed from our highly successful desert race bikes, the latest Ténéré is built to take you

deep into the wilderness. Powered by an advanced 5-valve, single cylinder, 4-stroke motor, this machine will run day after day with minimum effort.

With heavy-duty suspension, a long-range fuel tank and fatigue-beating nose fairing, the XTZ660 can take you as far as your imagination lets you.

And there you'll find out what we mean by the Spirit of Adventure.





Engine


By using a sophisticated 5-valve cylinder head design together with our unique Yamaha Duo Intake System (YDIS), the XTZ660 engine is able to produce smooth, torquey power throughout the rev range. Featuring liquid-cooling and an electric starter coupled to an automatic decompression system, the latest Ténéré powerplant is the most advanced single ever built by Yamaha.






Front suspension

For excellent handling performance on and off the road the Ténéré is fitted with heavy-duty long-travel forks with massive 43mm stanchions giving 220mm of wheel travel that can handle rough terrain.



Front and rear brakes

For controllable and progressive braking on the road and dirt the XTZ uses a 282mm drilled disc with a Nissin twin-pot caliper up front backed up by a 220mm rotor and single-piston caliper at the rear.



Rear suspension

The Ténéré's proven Monocross suspension system uses a Bilstein-type gas/oil shock with a strong, high-tensile steel box-section swinging arm for maximum lateral rigidity, and offers 200mm of wheel movement.



Instrument panel

Recessed into the desert racer-based fairing is a comprehensive instrument panel which consists of a speedometer, tachometer, coolant temperature gauge and a range of useful indicator lights.




Seat/passenger comfort

For maximum comfort on long journeys the Ténéré features a long, well-padded dual seat, together with a rear carrier equipped with tie-hooks. And for extra passenger convenience this aluminium rack incorporates a grab rail.



Exhaust system

Routed close to the engine for maximum protection from road debris, the twin exhaust pipes flow into the machine's large-capacity silencer which features a polished heat shield for passenger comfort.





W (White)



FBL (French Blue)



YB (Yamaha Black)

Always wear a helmet, eye protection and protective clothing. Yamaha encourages you to ride safely and respect fellow riders and the environment. Specifications and appearance of Yamaha products shown here may vary according to requirements and conditions, and are subject to change without notice. For further details, please consult your Yamaha dealer.



XTZ660 Ténéré

TECHNICAL SPECIFICATIONS

ENGINE

Type 4-stroke, liquid-cooled,
SOHC, 5-valve, single cylinder
Displacement 660 cc
Bore & stroke 100.0 × 84.0 mm
Compression ratio 9.2 : 1
Max. power (DIN) 48 PS
(35.3 kW) @ 6,250 rpm
(ISO) 44.6 PS
(32.8 kW) @ 6,250 rpm
Max. torque (DIN) 5.8 kg-m
(56.9 Nm) @ 5,250 rpm
(ISO) 5.4 kg-m
(52.9 Nm) @ 5,250 rpm
Lubrication Dry sump
Carburation Y26PV × 1
Ignition Transistorized (digital)
Starter system Electric
Fuel tank capacity 20 litres
Oil tank capacity 2.6 litres
Transmission 5-speed
constant mesh
Final transmission Chain

CHASSIS

Overall length 2,265 mm
Overall width 885 mm
Overall height 1,355 mm
Seat height 865 mm
Wheelbase 1,495 mm
Min. ground clearance 245 mm
Dry weight 169 kg
Front suspension... Telescopic forks
Rear suspension..... Swinging arm
(Monocross)
Front brake... Single 282 mm Ø disc
Rear brake.... Single 220 mm Ø disc
Front tyre 90/90-21 54S
Rear tyre 120/90-17 64S

Mitsui Machinery Sales (U.K.) Ltd.
Sopwith Drive
The Brooklands Industrial Park
Brooklands, Weybridge, Surrey KT13 OUZ
Tel.: 0932-35 80 00

MOTUL
MOTOR OIL

YAMAHA
YAMAHA MOTOR CO., LTD.

LIT-3MC-0107016-92E