


XTZ750 SUPER TÉNÉRÉ

YAMAHA







## ***The Survival of the Fittest***

To Yamaha, motor sport is even more than one of the world's most exciting types of sporting competition. It also serves as a rigorous testing ground for the technologies we use in our motorcycles.

The flagship of our Adventure Sport models, the XTZ750 Super Ténéré is also our point machine for off-road competition. Every year, members of the Yamaha Teams take their Super Ténérés to the rugged deserts of Africa and Australia. There, for days or even weeks on end, they test the machines' limits under the most gruelling conditions.




We are justifiably proud of the result: A versatile adventure touring bike you can depend on to carry you effortlessly to the end of the longest highway or off-road course.

Because in the desert, only the fittest survive. And every year, the Yamaha Super Ténérés are among the few machines still running strong at the finish.










### **Engine**

The Super Ténéré's advanced 749cc twin-cylinder engine employs 5-valve cylinder heads fed by twin Mikuni down-draft carburetors to achieve maximum combustion efficiency and responsive power. Its liquid-cooled block is slanted forward to lower the centre of gravity and optimise handling. A gear-driven balancer mechanism ensures smooth power delivery through all five gears. And Yamaha has succeeded in making the engine lighter and more compact by reducing the size of the camchain gears.



### **Fairing/Headlamps**

One of the many Super Ténéré features developed through Yamaha's desert-racing program, the tank-mounted fairing slices through the wind to improve riding comfort over long distances. A pair of ducts in the fairing enhance air intake, and a powerful twin headlamps provide good visibility after sundown.




### **Seat/Grab rail**

The Super Ténéré's dual seat with its deep, firm padding is designed to provide maximum comfort during even the longest rides. Besides serving as a handy carrier for overnight stays, the rear rack is equipped with a passenger grab rail for greater convenience when riding tandem.




### **Front suspension/Front brake**

Telescopic front forks with strong 43mm stanchions contribute to a smoother ride and superior handling in the roughest terrain. And two 219mm drilled discs and 2-pot calipers provide smooth, powerful braking, both on and off the road and in all kinds of weather.



### **Instrument panel**

Tucked away out of the weather behind a screen, the instrument panel is as informative as it is unobtrusive. Its clearly calibrated speedometer and tachometer and distinct indicator lights and water temperature gauge inform the rider of the Super Ténéré's operating condition at a glance, any time of day or night.



### **Rear suspension/Swinging arm**

The heavy-duty Monocross rear suspension with its rugged Deltabox swinging arm and adjustable shock absorber provides an extra-long 215mm of wheel travel. Riders benefit from optimum stability and handling performance in off-road situations combined with exceptional comfort on the road.









SW (Silky White)



BL2 (Black 2)



MPR (Maple Red)

*Always wear a helmet, eye protection and protective clothing. Yamaha encourage you to ride safely and respect fellow riders and the environment. Specifications and appearance of Yamaha products shown here may vary according to requirements and conditions, and are subject to change without notice. For further details, please consult your Yamaha dealer.*



## XTZ750 TECHNICAL SPECIFICATIONS

### ENGINE

Type ..... 4-stroke, liquid-cooled,  
DOHC 5-valve,  
parallel twin cylinder  
Displacement ..... 749.0 cc  
Bore and stroke ..... 87.0 X 63.0 mm  
Compression ratio ..... 9.5 : 1  
Maximum power (DIN) ..... 70 PS  
(51.0 kW) @ 7,500 rpm  
(ISO) ..... 64.6 PS  
(47.5 kW) @ 7,500 rpm  
Maximum torque ..... 6.8 kg-m  
(67.0 Nm) @ 6,750 rpm  
Lubrication ..... Dry sump  
Carburetion ..... BDST38 X 2  
Ignition ..... Transistorised  
Starter system ..... Electric  
Fuel tank capacity ..... 26.0 litres  
Oil tank capacity ..... 4.2 litres  
Transmission ..... 5-speed  
Final transmission ..... Chain

### CHASSIS

Overall length ..... 2,285 mm  
Overall width ..... 815 mm  
Overall height ..... 1,355 mm  
Seat height ..... 865 mm  
Wheelbase ..... 1,505 mm  
Min. ground clearance ..... 240 mm  
Dry weight ..... 195.0 kg  
Front suspension ..... Telescopic forks  
Rear suspension ..... Swinging arm  
(Monocross)  
Front brake ..... Dual 219 mm Ø discs  
Rear brake ..... Single 219 mm Ø disc  
Front tyre ..... 90 / 90-21 54H  
Rear tyre ..... 140 / 80-17 69H

## Mitsui Machinery Sales (U.K.) Ltd

Sopwith Drive  
The Brooklands Industrial Park  
Brooklands, Weybridge, Surrey KT13 OUZ  
Tel.: 0932-35 80 00



*In harmony with nature*  
Printed on wood free and  
chloride free paper.

# YAMAHA

YAMAHA MOTOR EUROPE N.V.

3MC-XTZ750-93E