

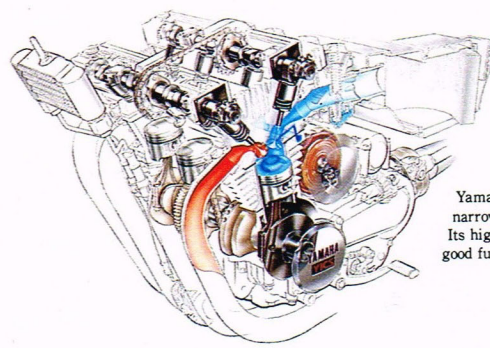
RD350LC





XJ900

• 4-stroke DOHC four • 97PS/9,000rpm • YICS • Air-assisted front fork • Ventilated triple disc brakes • Damping-adjustable rear suspension • Shaft drive




Yamaha's DOHC four is exceptionally narrow and allows deep lean angle. Its high performance is backed up by a good fuel economy, thanks to the YICS.




XJ750

• 4-stroke DOHC four • 81PS/9,000rpm • Computer Monitor System • YICS • Shaft drive • Adjustable anti-dive front suspension




XT

• 4-stroke SOHC 4-valve single • 38PS/6,500rpm • 38PS/6,500rpm • Monocross suspension



XT

• 4-stroke SOHC single • 32PS/6,500rpm • 5-way adjustable De Carbon type damper



XJ650T

• 4-stroke turbocharged DOHC four • 90PS/9,000rpm • YICS • Aerodynamic full fairing • Computer Monitor System • Shaft drive



XJ650

• 4-stroke DOHC four • 73PS/9,000rpm • YICS • Shaft drive • Front dual disc brake • Transistor-controlled ignition



XJ550

• 4-stroke DOHC four • 56PS/9,500rpm • YICS • Oil cooler • Front dual disc brake • Transistor-controlled ignition




XT

• 4-stroke SOHC single • 12PS/9,000rpm • balancer • CDI • Lightweight "Diamond" frame




XS1100S

• 4-stroke DOHC four • 95PS/8,000rpm • Triple disc brakes • Shaft drive • Sport fairing • Oil cooler • Transistor-controlled ignition



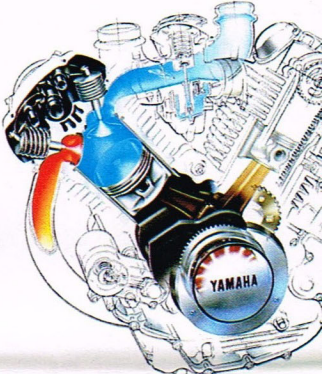
XS850

• 4-stroke DOHC triple • 97PS/8,500rpm • Triple disc brakes • Shaft drive • Transistor-controlled ignition • Cast-alloy wheels



TR1

• 4-stroke SOHC V-twin • 70PS/6,500rpm • Air-assisted front fork • Monocross suspension • Front dual disc brake • Fully enclosed drive chain



XS400SE

• 4-stroke SOHC twin • 37PS/8,800rpm • Front disc brake • Cast-alloy wheels • Electric starting • 5-way adjustable rear suspension




XS400

• 4-stroke DOHC twin • 45.5PS/9,500rpm • YICS • Monocross suspension • Counter balancer • Front disc brake • Transistor-controlled ignition



XV750SE

• 4-stroke SOHC V-twin • 60.9PS/7,000rpm • Air-assisted front fork • Monocross suspension • Shaft drive • Transistor-controlled ignition



XZ

• 4-stroke liquid-cooled DOHC 8-valve V-twin • Monocross suspension • Shaft drive • Transistor-controlled ignition



XS250SE

• 4-stroke SOHC twin • 26PS/9,500rpm • Front disc brake • Cast-alloy wheels • Electric starting • 5-way adjustable rear suspension




SR500

• 4-stroke SOHC single • 33PS/6,500rpm • Dry sump lubrication • CDI • Decompressor with piston position indicator




SR250SE

• 4-stroke SOHC single • 20PS/7,700rpm • Electric starting • Transistor-controlled ignition • Low seat height • Counter balancer




SR125

• 4-stroke SOHC single • 12PS/8,500rpm • balancer • Low seat height • Transistor-controlled ignition




V80DL

• 2-stroke Torque Induction single • 6.7PS/6,000rpm • YEIS • 3-speed transmission with automatic centrifugal clutch • CDI • Enclosed drive chain • Fuel gauge



V50DL

• 2-stroke Torque Induction single • 4.5PS/6,000rpm • YEIS • 2-speed automatic transmission • CDI • Enclosed drive chain • Fuel gauge



SALIENT

• 2-stroke Torque Induction single • 3.6PS/5,500rpm • V-belt automatic transmission • Electric starting • Fuel gauge • CDI



PASSOLA

• 2-stroke Torque Induction single • 2.8PS/6,000rpm • 2-speed automatic transmission • Electric starting (kick starting model also available) • CDI • Autolube oil injection system




CHAPPY 80

• 2-stroke Torque Induction single • 4.8PS/6,500rpm • 2-speed dual range automatic transmission • Autolube oil injection system



BELUGA

• 2-stroke Torque Induction single • 5PS/6,000rpm • V-belt automatic transmission • Electric starting • Fuel gauge • CDI



YF

• 2-stroke rotary valve single • 9.8PS/6,500rpm • Enclosed drive chain • 4-speed transmission

0
rpm • YDIS • Automatic
sump lubrication

0
Dry sump lubrication
Aluminium fuel tank

5
Monocross suspension • Counter
balance

Yamaha's SOHC 75-degree V-twin
is almost as slim as a single
cylinder engine and produces
plenty of low- to mid-speed torque.

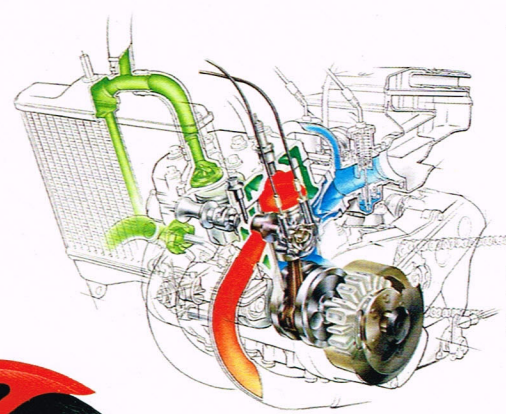
SE
Electric starting • Counter
balanced ignition

0
Autolube oil injection
system



RD350LC

• 2-stroke liquid-cooled twin • 59.1PS/9,000rpm • YPVS • New rising-rate Monocross suspension • Triple disc brakes • TZ-type cradle frame



Race-proven liquid-cooled twin now utilizes
the YPVS which adjusts exhaust timing and
gives greater top-end power and low-speed
torque, plus good fuel efficiency.



RD350LC

• 2-stroke liquid-cooled twin • 47PS/8,500rpm • Monocross suspension
• Front dual disc brake • Cast-alloy wheels • CDI



RD250LC

• 2-stroke liquid-cooled twin • 35.5PS/8,500rpm • Monocross suspension
• Front disc brake • Cast-alloy wheels • CDI



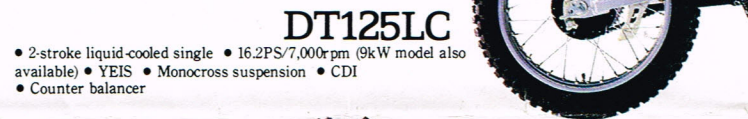
RD125LC

• 2-stroke liquid-cooled single • 21.1PS/9,500rpm (9kW model also available)
• YEIS • Monocross suspension • Front disc brake • Counter balancer • CDI



RD80LC

• 2-stroke liquid-cooled single • 10PS/8,500rpm
• Monocross suspension • Front disc brake • CDI • Cast-alloy wheels
• Head cowl and under cowl



DT125LC

• 2-stroke liquid-cooled single • 16.2PS/7,000rpm (9kW model also
available) • YEIS • Monocross suspension • CDI
• Counter balancer




RD80MX

• 2-stroke Torque Induction single • 9PS/8,250rpm • Monocross suspension
• Front disc brake • Cast-alloy wheels • 5-speed transmission



DT175MX

• 2-stroke Torque Induction single • 16.3PS/7,000rpm • Monocross
suspension • Autolube oil injection system



DT80MX

• 2-stroke Torque Induction single • 9PS/8,500rpm
• Monocross suspension • 5-speed transmission • Autolube
oil injection system



RD50MX

• 2-stroke Torque Induction single • 3PS/5,500rpm • Monocross suspension
• Autolube oil injection system



DT100

• 2-stroke Torque Induction single • 10PS/7,500rpm • CDI • Autolube oil
injection system • 5-way adjustable rear suspension



DT50MX

• 2-stroke Torque Induction single • 2.9PS/5,500rpm
• Monocross suspension • Autolube oil injection system • 5-speed
transmission



RD200

• 2-stroke Torque Induction twin • 20PS/8,000rpm • Autolube oil injection
system • Front disc brake




FS1 SE

• 2-stroke rotary valve single • 3PS/5,500rpm • Autolube oil injection
system • Yamaha's exclusive "special styling"



RXS100

• 2-stroke Torque Induction single • 12PS/8,500rpm • YEIS
• CDI • Autolube oil injection system • 5-speed transmission




AG100

• 2-stroke Torque Induction single • 6PS/6,000rpm • Heavy-duty
suspension and luggage rack • CDI • Full chain shield



RS100

• 2-stroke Torque Induction single • 11PS/8,500 rpm
• Autolube oil injection system



RS125

• 2-stroke Torque Induction single • 12PS/7,500rpm • Front disc brake
• Autolube oil injection system

Specifications and appearance of Yamaha motorcycles shown here may vary according to requirements and conditions and are subject to change without notice. For further details, please consult your Yamaha dealer.

XJ900

