


YAMAHA YZ 80/100



Yamaha's YZ80 and YZ100—The

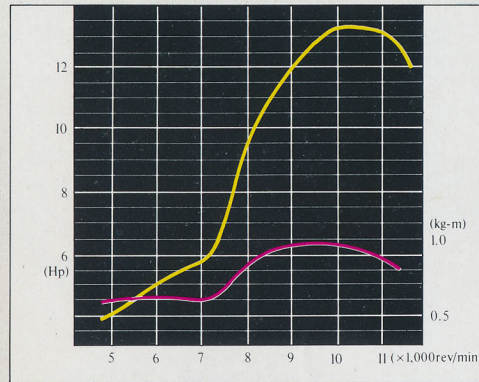
Want to turn the mini-motocrosser in your family from a beginner to a winner? There's one sure-fire shortcut, the dynamite little YZ100 and YZ80 racers from Yamaha. Each of these is a perfect racing motorcycle in miniature, so don't make the mistake of calling them "minibikes". Your son would laugh you out of the house and a quick spin on either of these little tigers would soon convince you that, for once maybe, he's right! Smallest of the pair, the YZ80, has a long record of success in mini-motocross events all over the world and is pretty much the yardstick by which competing manufacturers measure their efforts. The 79cc engine has the familiar Yamaha Torque Induction with its reed valves controlling the flow of fuel for optimum performance and tractability.




The expansion chamber exhaust system is routed up under the tank and seat and out of the way while Capacitor Discharge Ignition provides a full, hot spark at all times. The whole engine unit is designed to keep running at maximum efficiency without the constant attention of a tuner. After all, a mini-motocrosser wants to race, not stand around the garage while someone works on his bike!

As far as "rideability" is concerned, the YZ80 has a five speed gearbox to take full advantage of the little engine's horsepower and it also features long travel front forks and the same cantilever Monoshock suspension as its counterparts in the big capacity classes.

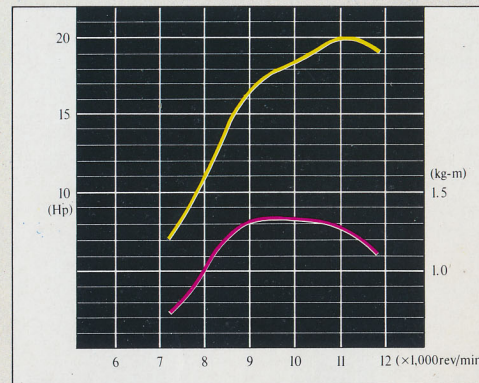

Which brings us back to where we started ...if you want your mini-motocrosser to be a winner, better get him one of these!



Engin Performance Curve



shortcuts from beginner to winner!




Engine Performance Curve

The Yamaha YZ100 is the next step up the ladder and is, without any doubt, the link between schoolboy motocross and actual big-time racing. Any young rider who has earned his spurs on a YZ100 is more than ready for the next step forward in his motocross career.

The bike is almost a carbon copy of the 125cc machine that Dutchman Gerard Rond took to Grand Prix wins in 1977, with its cantilever Monoshock chassis, heavy duty air-cushioned front forks and double loop tubular frame.

The smaller power unit actually isn't a lot slower than the 125 and a six speed gearbox will help your rider (or yourself) to wring every ounce of horsepower out where it counts.



Low rev/min horsepower is aided by the reed valve Torque Induction and Capacitor Discharge Ignition while the high level, expansion chamber exhaust system is mounted cross-over fashion to trim down the machine width to the minimum.

Biggest advantage over the competition, however, must come from the Monoshock chassis with its extra long travel that enables the rider to keep the power flowing through to the ground rather than wasting it on wheelspin as the rear end is bumped clear of the ground.

The Yamaha YZ80 and YZ100 may be small in size...but they're big where it counts!

SPECIFICATIONS

YZ 80

ENGINE

Type 2-stroke, Torque Induction,
Single
Displacement 79 cc
Bore & Stroke 49.0 × 42.0 mm
Compression ratio 7.0:1
Max. horsepower .. 13.2 HP (9.7 kW)
@ 10,000 rev/min
Max. torque 0.95 kg-m (9.3 Nm)
@ 9,000 rev/min
Lubrication system Premix (20:1)
Starting system .. Primary kick starter
Primary transmission Gear
Final transmission Chain
Gear Box 5-speed
Carburettor VM26SS
Clutch Multi-plate, wet
Ignition type Outerrotor, C.D.I.



DIMENSIONS


Overall length 1,705 mm
Overall width 785 mm
Overall height 975 mm
Wheelbase 1,170 mm
Min. Ground clearance 195 mm
Seat height 710 mm
Front fork travel 140 mm
Rear wheel travel 120 mm
Weight 66 kg
Fuel tank capacity 4.6 lit.
Tires front 2.50-16-4PR
rear 3.60-14-4PR
Brakes front Drum
rear Drum

* Specifications subject to change without notice.

YZ100

ENGINE


Type 2-stroke, Torque Induction,
Single
Displacement 98 cc
Bore & Stroke 50.0 × 50.0 mm
Compression ratio 7.2:1
Max. horsepower .. 20.0 HP (14.7 kW)
@ 11,000 rev/min
Max. torque 1.36 kg-m (13.3 Nm)
@ 10,000 rev/min
Lubrication system Premix (20:1)
Starting system .. Primary kick starter
Primary transmission Gear
Final transmission Chain
Gear Box 6-speed
Carburettor VM30SS
Clutch Multi-plate wet
Ignition type Innerrotor, C.D.I.



DIMENSIONS

Overall length 2,040 mm
Overall width 890 mm
Overall height 1,125 mm
Wheelbase 1,365 mm
Min. Ground clearance 280 mm
Seat height 830 mm
Front fork travel 180 mm
Rear wheel travel 170 mm
Weight 83 kg
Fuel tank capacity 5.2 lit.
Tires front 2.75-21-4PR
rear 3.50-18-4PR
Brakes front Drum
rear Drum

* Specifications subject to change without notice.



YAMAHA MOTOR N. V.

Postbus 7829 PROF. E. M. Meyerslaan 3
Amstelveen (Amsterdam), Holland